NORIS Medical®
Dental Implant Solutions

TOTAL SOLUTIONS FOR TOTAL CARE

PRODUCT CATALOG

norismedical.com

Do You Excel
at what you do?

TABLE OF CONTENTS

INTRODUCTION

02 WHY NORIS MEDICAL?
04 REGULATORY COMPLIANCE
04 MATERIALS & SURFACE TREATMENT

DENTAL IMPLANT SOLUTIONS

06 IMPLANTS PACKAGING
07 IMPLANTS DRILLING PROTOCOL LEGEND
08 IMPLANTS INDEX

CLASSIC SERIES

10 TUFF
12 TUFF PRO
14 TUFF TT
16 ONYX
18 CORTICAL

ONE-PIECE SERIES

20 MONO
22 MONO BENDABLE
24 MBI
25 COMPONENTS

CHALLENGE SERIES

26 PTERYFIT
27 PTERYCORE
28 LONGY-N
30 ZYGOMATIC

PROSTHETIC

ACCESSORIES

34 PROSTHETIC WORKFLOW
34 PROSTHETIC DRIVERS
35 MULTI-UNIT & VARI-CONNECT DRIVERS
36 HEALING CAPS
37 IMPRESSION TRANSFERS
38 SNAP-ON TRANSFER
39 CLIP-ON TRANSFER

CEMENT RETAINED RESTORATIONS

41 TEMPORARY ABUTMENTS
42 STRAIGHT ABUTMENTS
44 ANGLED ABUTMENTS
45 CASTABLE ABUTMENTS

SCREW RETAINED RESTORATIONS

46 STRAIGHT MULTI-UNIT ABUTMENTS
47 ANGLED MULTI-UNIT ABUTMENTS
48 MULTI-UNIT COMPONENTS
49 MULTI-UNIT DRIVERS
50 MULTI-UNIT PROTOCOL

SCREW RETAINED AND OVERDENTURE RESTORATIONS

52 VARI-CONNECT ABUTMENTS
53 VARI-CONNECT COMPONENTS
54 VARI-CONNECT PROTOCOL

OVERDENTURE RESTORATIONS

56 BALL ATTACHMENT
57 FLAT ATTACHMENT

CEMENT RETAINED & SCREW RESTORATIONS

58 ESTHETIC SCREW ABUTMENTS

CAD/CAM COMPONENTS

59 VERSATILE SCAN BODIES
60 TI-BASES FOR INTERNAL HEX IMPLANTS
61 TI-BASES FOR MULTI-UNIT
62 DIGITAL ANALOG

INSTRUMENTS

64 DRILLS & TOOLS INDEX
65 DRILLS
71 DRIVERS
74 INSTRUMENTS
77 SURGICAL SETS

DIGITAL SOLUTIONS

86 INTRODUCTION
88 EZgoma®
91 EZguide™

APPENDICES

94 PRODUCTS LIST

Confidence
starts with
Excellence

NORIS Medical®
Dental Implant Solutions

Total Solutions for Total Care

Noris Medical is a leading implant company dedicated to developing, designing, and manufacturing innovative products and systems for all dental implant applications. Each product is accompanied by comprehensive peripheral instrumentation to ensure successful implementation.

We guarantee a complete turnkey solution, offering personal attention, lifelong quality, and a full range of premium clinical devices with unique benefits.

We believe in guiding and supporting our customers throughout the medical process with professional training, courses, access to world-leading specialists, and first-class customer service.

We Believe In

PROFESSIONALISM

EXCELLENCE

QUALITY

SIMPLICITY

www.norismedical.com

REGULATORY COMPLIANCE

Noris Medical invests significant resources in creating an optimal environment for the designing and manufacturing of its dental products. Keeping patient safety at the forefront throughout the process, Noris Medical complies with international regulatory compliance for manufacturing and quality. The entire manufacturing process is monitored and recorded for complete process traceability. All facilities are subjected to strict inspection procedures.

- Products carry the CE mark.
- Products received the FDA Clearance Premarket Notification (510k).
- Meticulous quality control system is in compliance with EN ISO 13485:2016 and MDSAP (Medical Device Single Audit Process).
- Class 10,000 Clean Room for production.

Noris Medical provides a Lifetime Warranty for the company's implants. This warranty is valid only for Noris Medical implants purchased through an authorized Noris Medical representative and placed according to Noris Medical protocol; otherwise, it will be void and null.

MATERIALS & SURFACE TREATMENT

Titanium Alloys are known for their superior biocompatibility and tensile strength. Therefore, all Noris Medical Dental Implants and most prosthetic Components are produced from Titanium Alloy Ti-6Al-4V ELI (Grade 23).

Modification of dental implant surface plays a major role in osseointegration by promoting shorter healing time from implant placement to restoration. Roughened surface provides increased amount of bone to implant contact. The topography, down to the micron, affects the attachment and growth of bone cells on the dental implant, improving BIC - Bone Implant Contact.

Noris Medical applies RBM (Resorbable Blast Media) in order to induce the sub-micron topography.
The material used for the RBM process is Hydroxyapatite, which is a highly resorbable and biocompatible material. Hydroxyapatite as the blasting material also eliminates the need of using strong acids for the removal of blasting material remnants.

Implant surfaces that have been RBM treated are considered to be more osteoconductive. Research shows higher percentage of bone to implant contact around RBM treated implants. This finding could be especially useful in severe clinical conditions like poor bone quality and in cases of early or immediate loading.







REFERENCES

McCrcken M. Dental implant material: Commercially pure Titanium Alloy and Titanium Alloys. J Prosthod 1999; 8:40-43.

Schwartz Z, Raz P, Zhao G, Barak Y, Tauber M, Yao H, Boyan BD. Effect of micrometer-scale roughness of the surface of Ti-6Al-4V pedicle screws in vitro and in vivo. J Bone Joint Surg Am. 2008; 90:2485-98.

Piattelli A, Manzon L, Scarano A, Paolantonio M, Piattelli M. Histologic and histomorphometric analysis of the bone response to machined and sandblasted Titanium Alloy implants: An experimental study in rabbits. Int J Oral Maxillofac Implants. 1998;13:805–810.

Piattelli M, Scarano A, Quaranto M, Petrone G, Piattelli A. bone response in rabbit to machined and RBM Titanium Alloy implants. J Dent Res. 1999;78:1126.

Piattelli M, Scarano A, Paolantonio M, Iezzi G, Petrone G, Piattelli A. Bone response to machined and resorbable blast material Titanium Alloy implants: an experimental study in rabbits. J Oral Implantol. 2002;28;2-8.

Product availability may vary between countries.

DENTAL IMPLANT SOLUTIONS

The clinician's needs and the patient's wellbeing are the focus of our bio-medical engineers when developing our non-compromising Implant Systems.

DENTAL IMPLANTS

06 IMPLANTS PACKAGING

07 IMPLANTS DRILLING PROTOCOL LEGEND

08 IMPLANTS INDEX

CLASSIC SERIES

10 TUFF

12 TUFF PRO

14 TUFF TT

16 ONYX

18 CORTICAL

ONE-PIECE SERIES

20 MONO

22 MONO BENDABLE

24 MBI

25 COMPONENTS

CHALLENGE SERIES

26 PTERYFIT

27 PTERYCORE

28 LONGY-N

30 ZYGOMATIC

IMPLANT PACKAGING

STERILE IMPLANT PACKAGE

CARRIER FREE IMPLANT PACKAGING

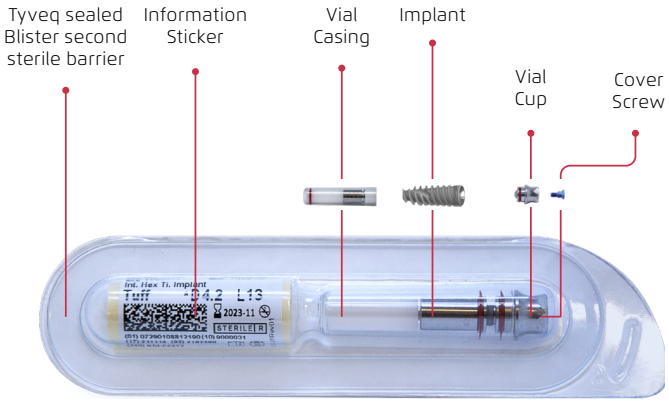

CARRIER IMPLANT PACKAGING

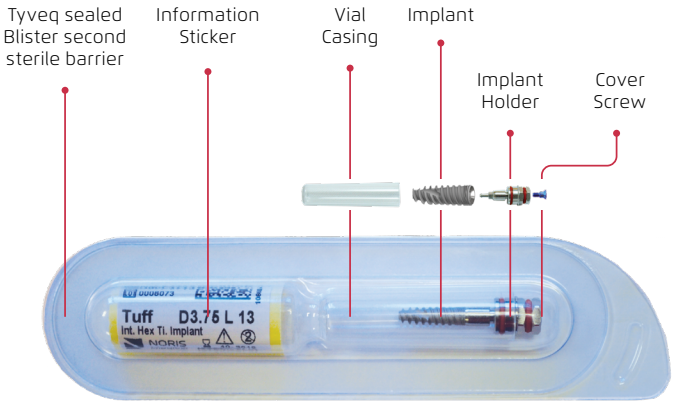

STERILE IMPLANT PACKAGE FOR ZYGOMATIC

CARRIER IMPLANT PACKAGING

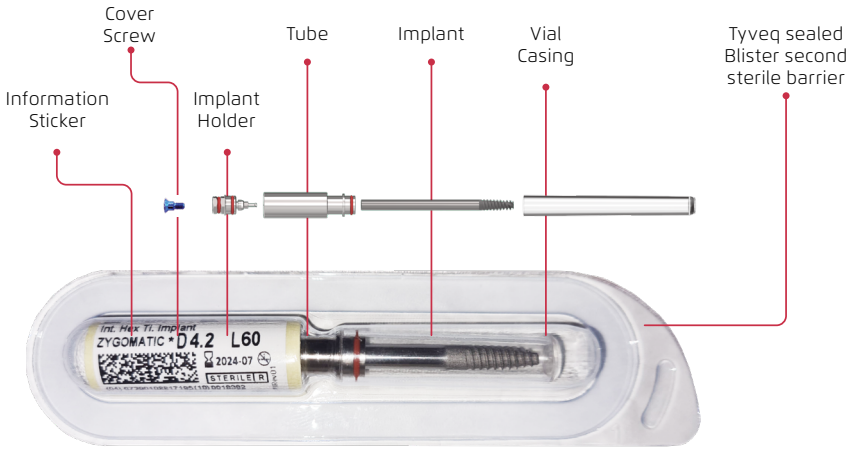

CARRIER FREE - IMPLANT PACKAGING

CARRIER IMPLANT PACKAGING

IMPLANT PACKAGING

Implant Label

	Caution
	Keep away from sunlight
	Keep dry
-18°C +55°C	Store at temperature -18°C to +55°C
	Do not re-use
	Do not resterilize
	Sterile package unless opened or damaged
MR	MR conditional
Rx Only	**Caution**: Federal law restricts this device to sale by or on the order of a licensed healthcare practitioner
MD	Medical device
STERILE R	Sterilized using irradiation
	Consult accompanying documents
	Use by date
	Date of Manufacture

IMPLANTS DRILLING PROTOCOL LEGEND

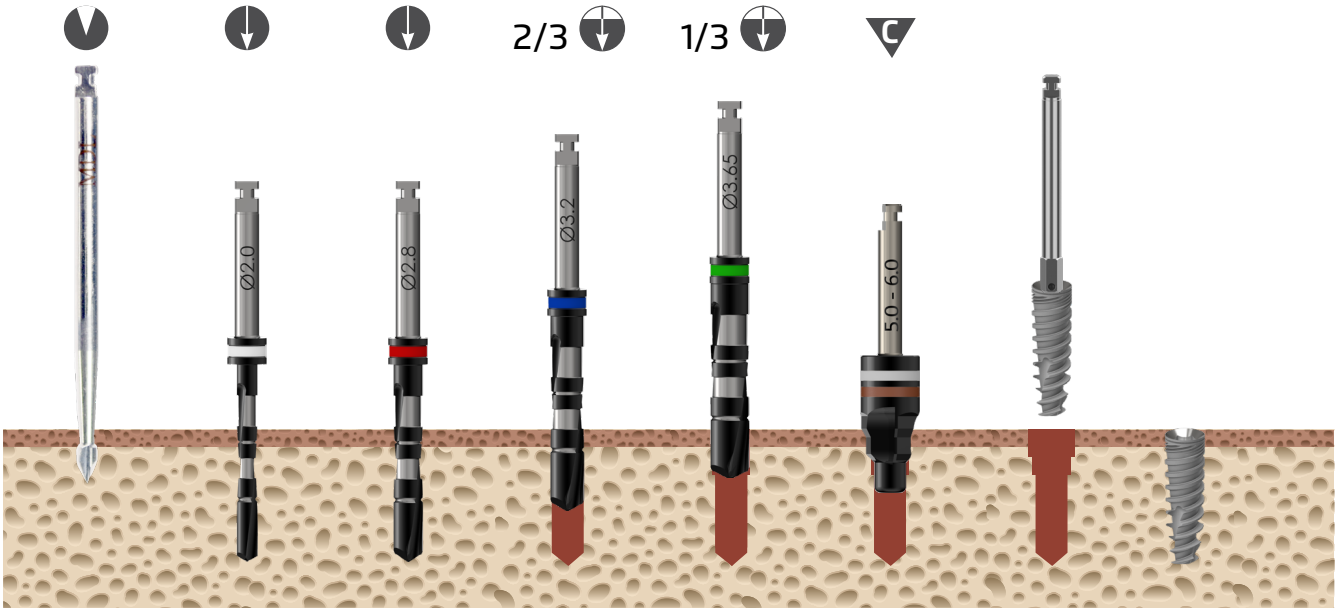

Drill to mark osteotomy site	Drill osteotomy to implant	Drill osteotomy partially according to implant	Drill with countersink to prepare the crest

IMPLANTS RANGE

CLASSIC SERIES

BONE LEVEL IMPLANT			
NAME	**Tuff**	**Tuff Pro**	**Tuff TT**
BONE TYPES	All Bone Types		
PROSTHETICS PLATFORM	Internal Hex		
DESIGN FEATURES	• Condensing variable threads design • Apically tapered threads and tapered core body • Double thread with large step • Double flutes	• Condensing variable threads design • Apically tapered threads and tapered core body • Double threads with large step • Machined surface coronal portion • Double flutes	• Condensing variable threads design • Apically tapered threads and tapered core body • Double threads with large step • Coronal portion • Back tapered coronal portion • Double flutes
CLINICAL BENEFITS	• Self tapping • High primary stability • Minimal drilling • Fast insertion – optimal for soft bone • Immediate loading - suitable for extraction sites	• Self tapping • High primary stability • Minimal drilling • Fast insertion – optimal for soft bone • Immediate loading - suitable for extraction sites	• Self tapping • High primary stability • Minimal drilling • Reduced pressure on crestal bone • Optimal esthetic results • Immediate loading - suitable for extraction sites

BONE LEVEL IMPLANT		TISSUE LEVEL IMPLANT
NAME	**Onyx**	**Cortical**
BONE TYPES	Recommended for Hard Bone	Recommended for Soft Bone
PROSTHETICS PLATFORM	Internal Hex	Internal Hex
DESIGN FEATURES	• Large surface area • Cylindrical thread and core body • Double threads with small step • Triple cutting flutes	• Large cutting surface area • Tapered thread and tapered core body • Wide and sharp threads • Smooth machine surface basket neck
CLINICAL BENEFITS	• Minimal pressure on hard bone • Maximum bone to implant contact area • Long term stability • Immediate loading – suitable for hard bone	• Self tapping • High primary stability • Minimal drilling • Immediate loading - excellent solution for implantation in extractions sites

ONE-PIECE SERIES

ONE-PIECE IMPLANT			
NAME	**MBI**	**Mono**	**Mono Bendable**
BONE TYPES	All Bone Types		
PROSTHETICS PLATFORM	Mini ball attachment	One-piece cement-able integrated abutment	
DESIGN FEATURES	• Apically tapered threads and tapered core body • Mini ball attachment prosthetic portion • Small diameter	• Tapered thread and tapered core body • Cementable prosthetic portion	• Tapered thread and tapered core body • Cementable prosthetic portion • Bendable neck - up to 20°
CLINICAL BENEFITS	• Minimally invasive • Short and easy procedure minimal drilling • Suitable for implant and tissue supported denture • Self tapping • Immediate loading	• Tissue level implant • Bone condensing • High primary stability • Minimal drilling • Immediate loading	• Bone condensing • High primary stability • Minimal drilling • Immediate loading • Suitable for basal bone

CHALLENGE SERIES

TISSUE LEVEL IMPLANT		BONE LEVEL IMPLANT		
NAME	**PteryCore**	**PteryFit**	**Longy-N**	**Zygomatic**
BONE TYPES	Pterygoid Region	Pterygoid Region	All bone types	Zygomatic Region
PROSTHETICS PLATFORM	Internal Hex	Internal Hex		
DESIGN FEATURES	• Large cutting surface area • Tapered thread and tapered core body • Wide and sharp threads • Smooth machine surface basket neck	• Condensing variable threads design • Apically tapered threads and tapered core body • Double thread with large step • Double flutes • 5 mm machined surface "neck"	• **Ø3.75mm Diameter | Lengths: 18-25mm** Ideal for cases requiring a long yet narrow implant solution. • **Cylindrical body apically tapered** Designed for optimal bone engagement. • **Double thread design** Enhances insertion efficiency and primary stability. • **Two opposite thread-free surfaces** Reduces thread contact on soft tissue. • **Large surface area** Promotes superior osseoin-tegration.	• Threaded portion: - 13mm length - Condensing Variable Threads Design - Apically Tapered Threads and Tapered Core Body - Double thread with Large Step - Double Flutes • Long Machined Surface "Neck"
CLINICAL BENEFITS	• For pterygomaxillary region • (posterior region of the atrophic maxilla) • Self tapping • High primary stability • Reduces adherence of perio-pathogens thus minimizes the chances for inflammation • Reduced pressure on "neck" portion	• For pterygomaxillary region • (posterior region of the atrophic maxilla) • Self tapping • High primary stability • Fast insertion • Reduces adherence of perio-pathogens thus minimizes the chances for inflammation	• **Optimized for high primary stability**, making it suitable for imme-diate loading. • **Minimal soft tissue irritation**, enhancing patient comfort post-surgery. • **A versatile solution for chal-lenging cases**, where conventional implants may not be suitable. • **Moderate insertion torque** Ensures controlled placement for predictable outcomes. • **Engineered for stability in various bone conditions** Suitable for all bone types.	• For Zygomatic region of the atrophic Maxilla • Self Tapping • High Primary Stability • Reduce adherence of Perio-Pathogens = reduces the chance for inflammation

CLASSIC SERIES | TUFF™



BONE LEVEL IMPLANT

BONE TYPES	All bone types
PROSTHETICS PLATFORM	Internal hex
DESIGN FEATURES	• Condensing variable threads design • Apically tapered threads and tapered core body • Double thread with large step • Double flutes
CLINICAL BENEFITS	• Self tapping • High primary stability • Minimal drilling • Fast insertion – optimal for soft bone • Immediate loading - suitable for extraction sites
AVAILABLE OPTIONS	Neck textures: • Machined surface • RBM surface

ORDERING INFORMATION

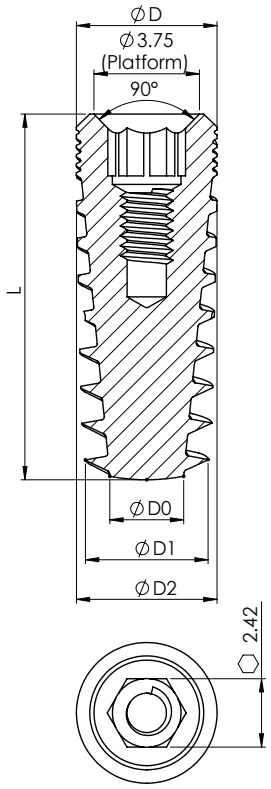

Ø D2 (mm)	Ø D0 (mm)	Ø D1 (mm)	Ø D (mm)	L (mm)	Ref. No	Machined Neck Ref. No
3.3	1.5	2.6	3.7	8	NM-F3308	NMSF3308
				10	NM-F3310	NMSF3310
				11.5	NM-F3311	NMSF3311
				13	NM-F3313	NMSF3313
				16	NM-F3316	NMSF3316
3.75	1.8	3.1	3.8	6	NM-F3706	NMSF3706
				8	NM-F3708	NMSF3708
				10	NM-F3710	NMSF3710
				11.5	NM-F3711	NMSF3711
				13	NM-F3713	NMSF3713
				16	NM-F3716	NMSF3716
				18	NM-F3718	NMSF3718
4.2	2.1	3.5	4.2	6	NM-F4206	NMSF4206
				8	NM-F4208	NMSF4208
				10	NM-F4210	NMSF4210
				11.5	NM-F4211	NMSF4211
				13	NM-F4213	NMSF4213
				16	NM-F4216	NMSF4216
				18	NM-F4218	NMSF4218
				20	NM-F4220	NMSF4220
				22	NM-F4222	NMSF4222
				25	NM-F4225	NMSF4225
5.0	2.7	4.5	5.0	6	NM-F5006	NMSF5006
				8	NM-F5008	NMSF5008
				10	NM-F5010	NMSF5010
				11.5	NM-F5011	NMSF5011
				13	NM-F5013	NMSF5013
				16	NM-F5016	NMSF5016

CLASSIC SERIES | TUFF™

Ø D2 (mm)	Ø D0 (mm)	Ø D1 (mm)	Ø D (mm)	L (mm)	Ref. No	Machined Neck Ref. No
6.0	3.8	5.2	6.0	6	NM-F6006	NMSF6006
				8	NM-F6008	NMSF6008
				10	NM-F6010	NMSF6010
				11.5	NM-F6011	NMSF6011
				13	NM-F6013	NMSF6013
				16	NM-F6016	NMSF6016

Cover Screw Included in all Internal Hex implants NM-S5023

RECOMMENDED STRAIGHT DRILL PROTOCOL

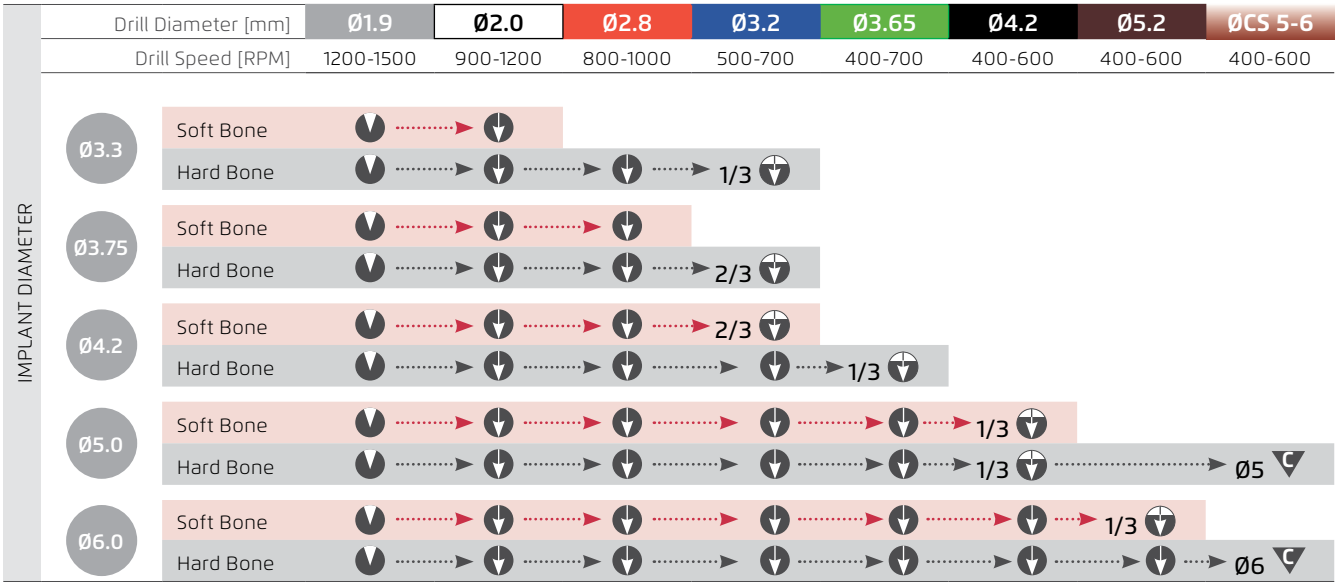

RECOMMENDED STEP DRILL PROTOCOL

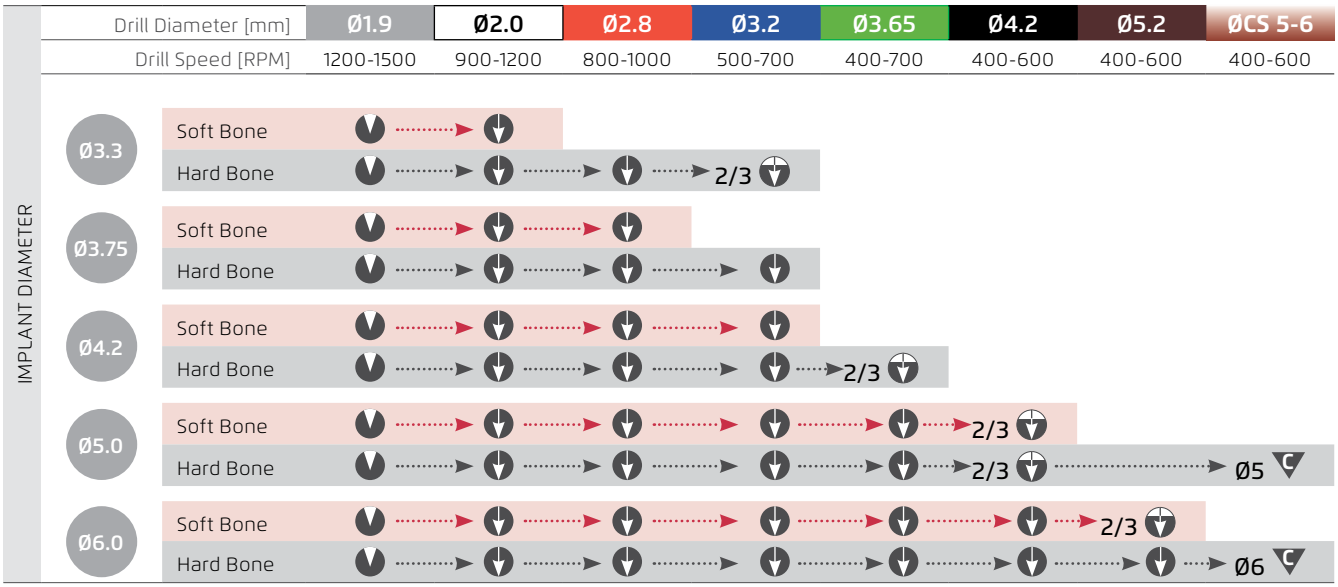

Drill to mark osteotomy site	Drill osteotomy to implant	Drill osteotomy partially according to implant	Drill with countersink to prepare the crest

The recommended drill protocol procedure should not replace the dentist's/surgeon's judgment.
The implants may be loaded for immediate function when good primary stability (above 35 Ncm) has been achieved and with appropriate occlusal loading.

For Implants longer than 16mm please refer to Long Drills page

CLASSIC SERIES | TUFF PRO™

BONE LEVEL IMPLANT

BONE TYPES	All bone types
PROSTHETICS PLATFORM	Internal hex
DESIGN FEATURES	• Condensing variable threads design • Apically tapered threads and tapered core body • Double threads with large step • Machined surface coronal portion • Double flutes
CLINICAL BENEFITS	• Self tapping • High primary stability • Minimal drilling • Fast insertion – optimal for soft bone • Immediate loading - suitable for extraction sites

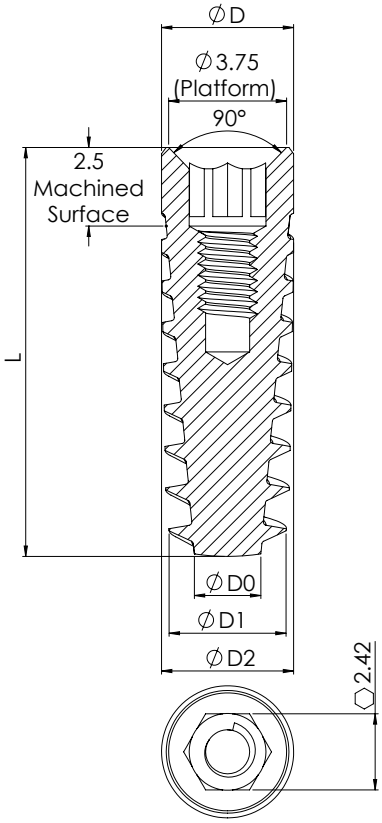

ORDERING INFORMATION

Ø D2 (mm)	Ø D0 (mm)	Ø D1 (mm)	Ø D (mm)	L (mm)	Ref. No
3.3	1.5	2.6	3.7	8	NMAF3308
				10	NMAF3310
				11.5	NMAF3311
				13	NMAF3313
				16	NMAF3316
3.75	1.8	3.1	3.8	8	NMAF3708
				10	NMAF3710
				11.5	NMAF3711
				13	NMAF3713
				16	NMAF3716
4.2	2.1	3.5	4.2	8	NMAF4208
				10	NMAF4210
				11.5	NMAF4211
				13	NMAF4213
				16	NMAF4216
5.0	2.7	4.5	5.0	8	NMAF5008
				10	NMAF5010
				11.5	NMAF5011
				13	NMAF5013
				16	NMAF5016

Cover Screw Included in all Internal Hex implants NM-S5023

CLASSIC SERIES | TUFF PRO™

RECOMMENDED STRAIGHT DRILL PROTOCOL

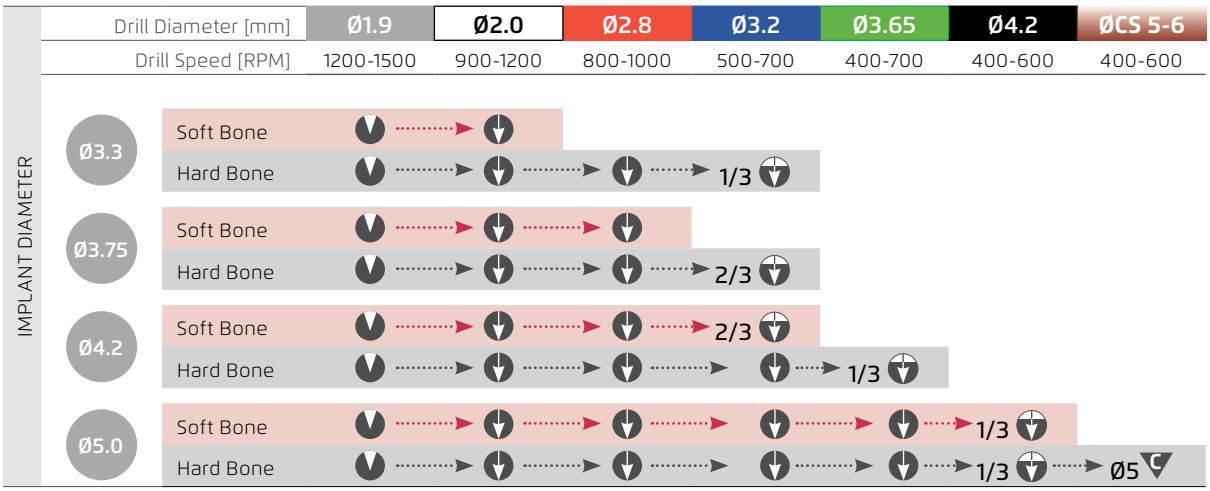

RECOMMENDED STEP DRILL PROTOCOL

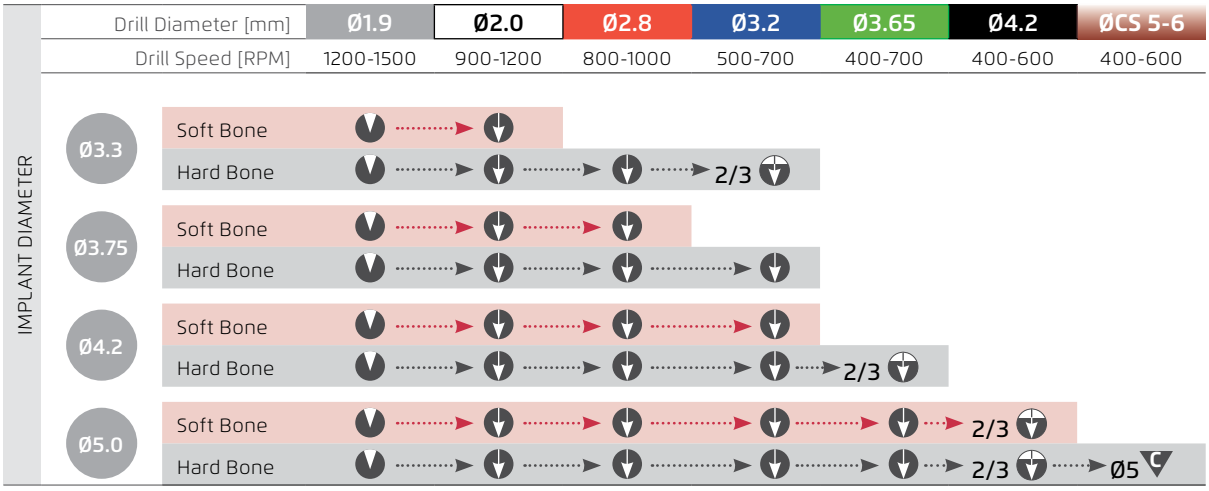

	Drill to mark osteotomy site
	Drill osteotomy to implant
	Drill osteotomy partially according to implant
	Drill with countersink to prepare the crest

The recommended drill protocol procedure should not replace the dentist's/surgeon's judgment.
The implants may be loaded for immediate function when good primary stability (above 35 Ncm) has been achieved and with appropriate occlusal loading.

CLASSIC SERIES | TUFF TT™



BONE LEVEL IMPLANT

BONE TYPES	All bone types
PROSTHETICS PLATFORM	Internal hex
DESIGN FEATURES	• Condensing variable threads design • Apically tapered threads and tapered core body • Double threads with large step • Coronal portion • Back tapered coronal portion • Double flutes
CLINICAL BENEFITS	• Self tapping • High primary stability • Minimal drilling • Reduced pressure on crestal bone • Optimal esthetic results • Immediate loading - suitable for extraction sites

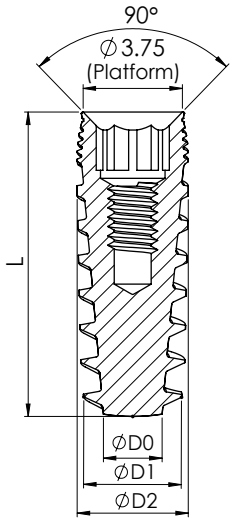

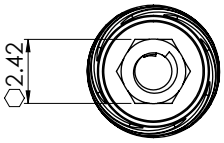

ORDERING INFORMATION

Ø D (mm)	Ø D0 (mm)	Ø D1 (mm)	L (mm)	Ref. No
4.2	2.1	3.5	8	NM-F4308
			10	NM-F4310
			11.5	NM-F4311
			13	NM-F4313
			16	NM-F4316
			18	NM-F4318
			20	NM-F4320
5.0	2.7	4.2	8	NM-F5108
			10	NM-F5110
			11.5	NM-F5111
			13	NM-F5113
			16	NM-F5116

Cover Screw Included in all Internal Hex implants NM-S5023

CLASSIC SERIES | TUFF TT™

RECOMMENDED STRAIGHT DRILL PROTOCOL

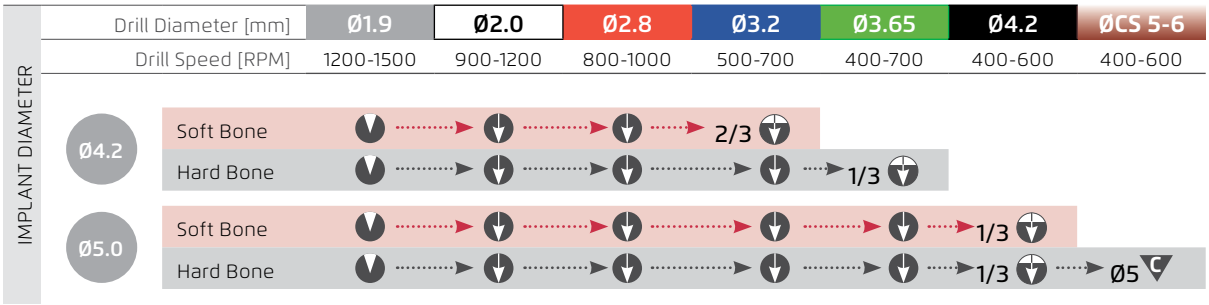

RECOMMENDED STEP DRILL PROTOCOL

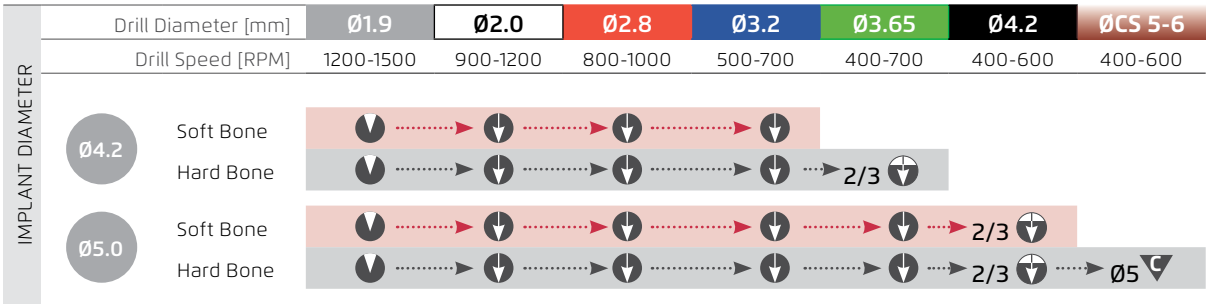

	Drill to mark osteotomy site
	Drill osteotomy to implant
	Drill osteotomy partially according to implant
	Drill with countersink to prepare the crest

The recommended drill protocol procedure should not replace the dentist's/surgeon's judgment.
The implants may be loaded for immediate function when good primary stability (above 35 Ncm) has been achieved and with appropriate occlusal loading.

For Implants longer than 16mm please refer to Long Drills page

CLASSIC SERIES | ONYX™



BONE LEVEL IMPLANT

BONE TYPES	All Bone Types Recommended for Hard Bone Type
PROSTHETICS PLATFORM	Internal hex
DESIGN FEATURES	• Large surface area • Cylindrical thread and core body • Double threads with small step • Triple cutting flutes
CLINICAL BENEFITS	• Minimal pressure on hard bone • Maximum bone to implant contact area • Long term stability • Immediate loading – suitable for hard bone

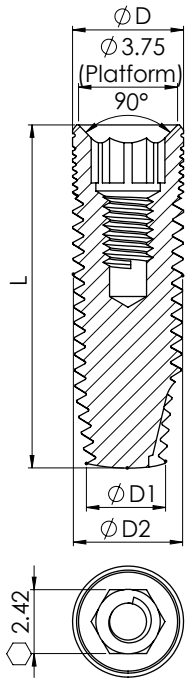

ORDERING INFORMATION

Ø D2 (mm)	Ø D1 (mm)	Ø D (mm)	L (mm)	Ref. No
3.3	2.4	3.7	8	NM-G3308
			10	NM-G3310
			11.5	NM-G3311
			13	NM-G3313
			16	NM-G3316
3.75	2.8	3.8	6	NM-G3706
			8	NM-G3708
			10	NM-G3710
			11.5	NM-G3711
			13	NM-G3713
			16	NM-G3716
4.2	3.2	4.2	6	NM-G4206
			8	NM-G4208
			10	NM-G4210
			11.5	NM-G4211
			13	NM-G4213
			16	NM-G4216
5.0	4.0	5.0	6	NM-G5006
			8	NM-G5008
			10	NM-G5010
			11.5	NM-G5011
			13	NM-G5013
			16	NM-G5016
6.0	5.0	6.0	6	NM-G6006
			8	NM-G6008
			10	NM-G6010
			11.5	NM-G6011
			13	NM-G6013

Cover Screw Included with all implants NM-S5023

CLASSIC SERIES | ONYX™

RECOMMENDED STRAIGHT DRILL PROTOCOL

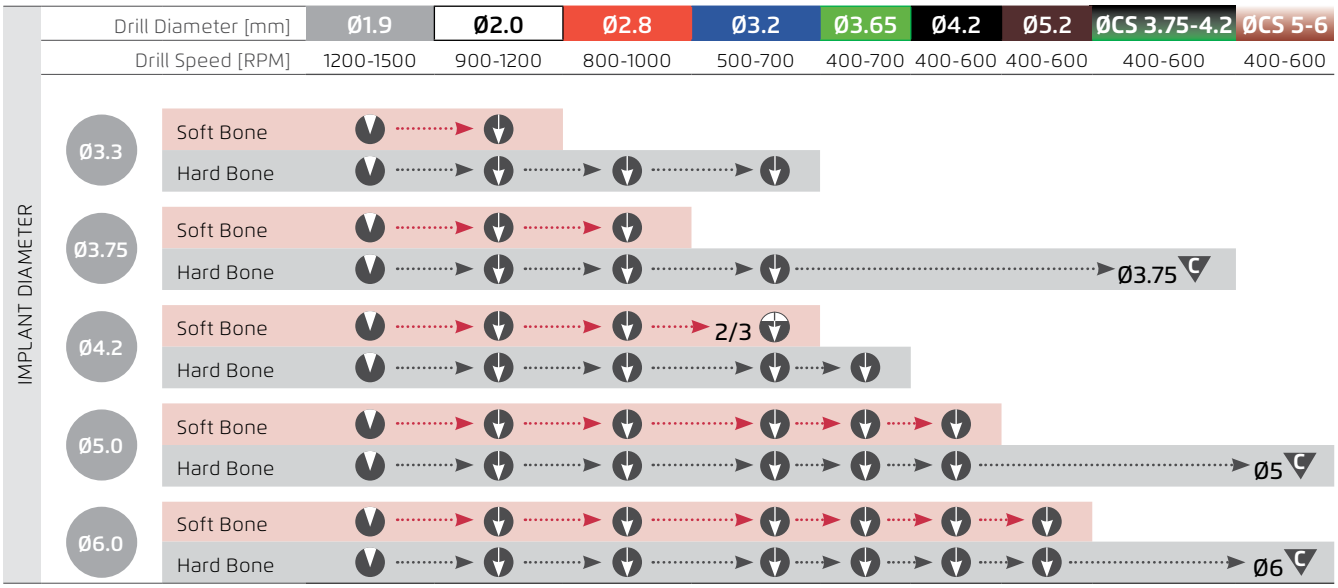

RECOMMENDED STEP DRILL PROTOCOL

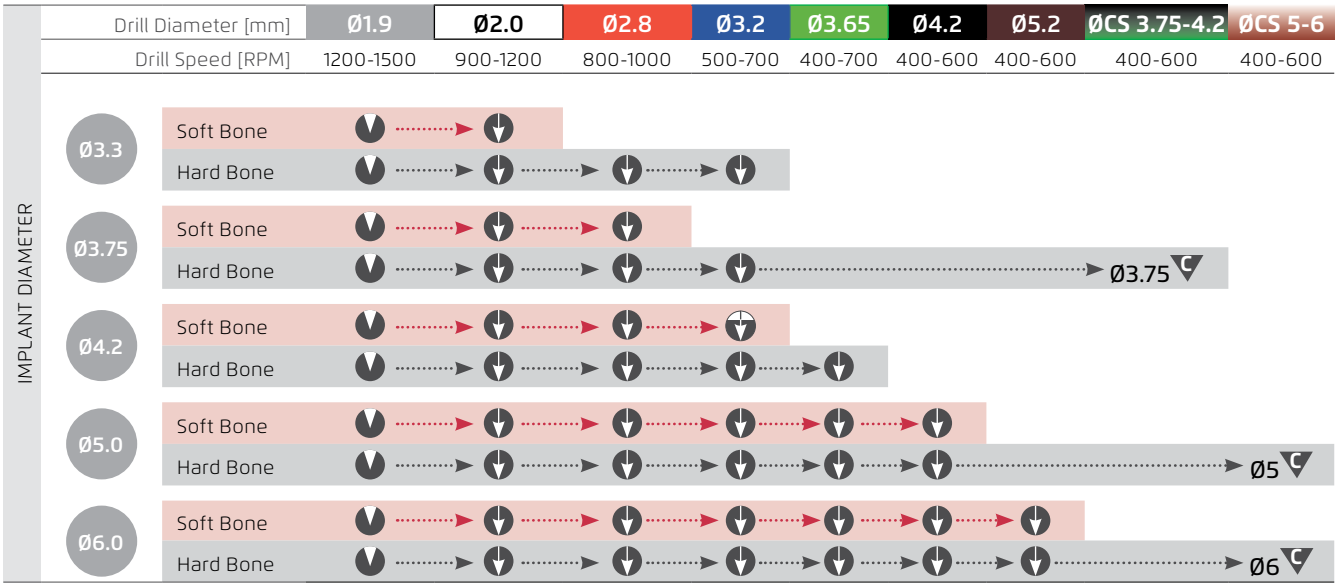

Drill to mark osteotomy site	Drill osteotomy to implant	Drill osteotomy partially according to implant	Drill with countersink to prepare the crest

The recommended drill protocol procedure should not replace the dentist's/surgeon's judgment.
The implants may be loaded for immediate function when good primary stability (above 35 Ncm) has been achieved and with appropriate occlusal loading.

CLASSIC SERIES | CORTICAL™

TISSUE LEVEL IMPLANT

BONE TYPES	All Bone Types Recommended for Soft Bone Type
PROSTHETICS PLATFORM	Internal hex
DESIGN FEATURES	• Large cutting surface area • Tapered thread and tapered core body • Wide and sharp threads • Smooth machine surface basket neck
CLINICAL BENEFITS	• Self tapping • High primary stability • Minimal drilling • Immediate loading - excellent solution for implantation in extractions sites

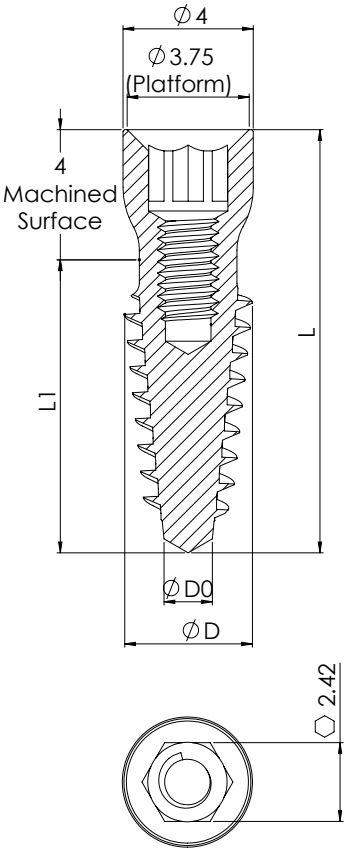

ORDERING INFORMATION

Ø D (mm)	D0	L (mm)	L1 (mm)*	Ref. No
4.0	1.8	10	6	NM-M4010
		11.5	7.5	NM-M4011
		13	9	NM-M4013
		16	12	NM-M4016
		18	14	NM-M4018
		20	16	NM-M4020
5.0	1.8	10	6	NM-M5010
		11.5	7.5	NM-M5011
		13	9	NM-M5013
		16	12	NM-M5016
6.0	2.0	10	6	NM-M6010
		11.5	7.5	NM-M6011
		13	9	NM-M6013
		16	12	NM-M6016

Cover Screw Included with all implants NM-S5023

* L1 - RBM Surface Treated length to place within the osteotomy.

CLASSIC SERIES | CORTICAL™

RECOMMENDED STRAIGHT DRILL PROTOCOL

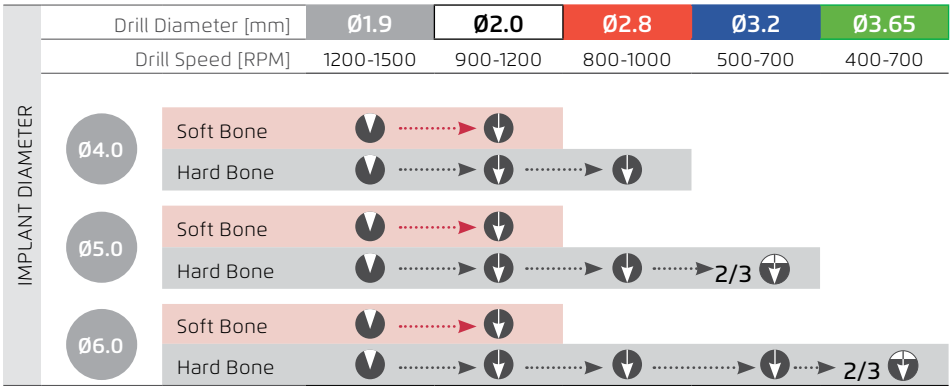

RECOMMENDED STEP DRILL PROTOCOL

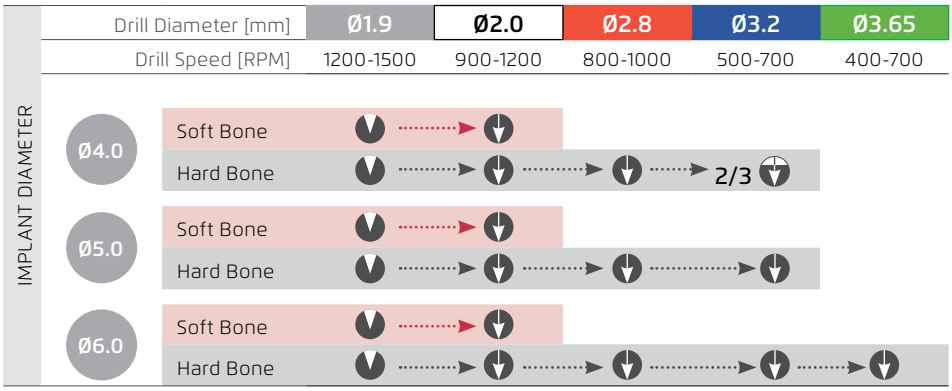

Drill to mark osteotomy site	Drill osteotomy to implant	Drill osteotomy partially according to implant

The recommended drill protocol procedure should not replace the dentist's/surgeon's judgment.
The implants may be loaded for immediate function when good primary stability (above 35 Ncm) has been achieved and with appropriate occlusal loading.

ONE-PIECE SERIES | MONO™

ONE-PIECE IMPLANT

BONE TYPES	All bone types
DESIGN FEATURES	• Tapered thread and tapered core body • Cementable prosthetic portion
CLINICAL BENEFITS	• Tissue level implant • Bone condensing • High primary stability • Minimal drilling • Immediate loading

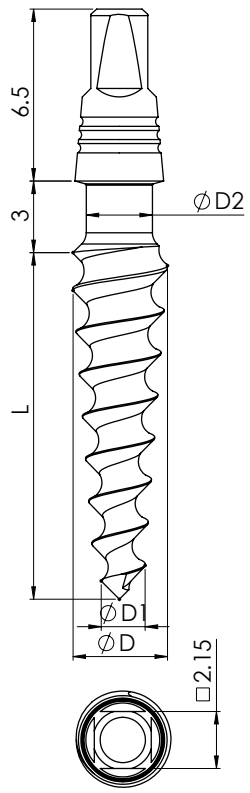

ORDERING INFORMATION

Ø D (mm)	Ø D1 (mm)	Ø D2 (mm)	L (mm)	Ref. No
3.0	1.8	2.0	10	NM-V3010
			11.5	NM-V3011
			13	NM-V3013
			16	NM-V3016
3.3	1.8	2.1	8	NM-V3308
			10	NM-V3310
			11.5	NM-V3311
			13	NM-V3313
			16	NM-V3316
3.75	1.9	2.5	8	NM-V3708
			10	NM-V3710
			11.5	NM-V3711
			13	NM-V3713
			16	NM-V3716
4.2	1.9	2.8	6	NM-V4206
			8	NM-V4208
			10	NM-V4210
			11.5	NM-V4211
			13	NM-V4213
			16	NM-V4216
			18	NM-V4218
5.0	1.9	2.8	6	NM-V5006
			8	NM-V5008
			10	NM-V5010
			11.5	NM-V5011
			13	NM-V5013
			16	NM-V5016

ONE-PIECE SERIES | MONO™

RECOMMENDED STRAIGHT DRILL PROTOCOL

IMPLANT DIAMETER	Drill Diameter [mm]	Ø1.5	Ø2.0	Ø2.8	Ø3.2	Ø3.65
	Drill Speed [RPM]	1200-1500	900-1200	800-1000	500-700	400-700
Ø3.0	Soft Bone		1/3			
	Hard Bone		1/3			
Ø3.3	Soft Bone		2/3			
	Hard Bone					
Ø3.75	Soft Bone					
	Hard Bone			1/3		
Ø4.2	Soft Bone			2/3		
	Hard Bone			2/3	1/3	
Ø5	Soft Bone			2/3	1/3	
	Hard Bone			2/3	2/3	1/3

RECOMMENDED STEP DRILL PROTOCOL

IMPLANT DIAMETER	Drill Diameter [mm]	Ø1.9	Ø2.0	Ø2.8	Ø3.2	Ø3.65
	Drill Speed [RPM]	1200-1500	900-1200	800-1000	500-700	400-700
Ø3.0	Soft Bone					
	Hard Bone		1/3			
Ø3.3	Soft Bone		1/3			
	Hard Bone		2/3			
Ø3.75	Soft Bone		2/3			
	Hard Bone			1/3		
Ø4.2	Soft Bone			2/3		
	Hard Bone			2/3	2/3	
Ø5	Soft Bone			2/3	2/3	
	Hard Bone			2/3		2/3

Drill to mark osteotomy site

Drill osteotomy to implant

Drill osteotomy partially according to implant

The recommended drill protocol procedure should not replace the dentist's/surgeon's judgment. The implants may be loaded for immediate function when good primary stability (above 35 Ncm) has been achieved and with appropriate occlusal loading.

COMPONENTS

NMCD2315	NM-X1620	NM-X1018	NM-X1019	NM-X1720	NM-T6202	NM-T4420
Drill Ø 1.5mm	Motor Driver 2.15mm	Ratchet Driver 2.15mm	Ratchet Driver 2.15mm	Ratchet Driver 2.15mm	Analog	Transfer

ONE-PIECE SERIES | MONO BENDABLE™

ONE-PIECE IMPLANT

BONE TYPES	All bone types
DESIGN FEATURES	• Tapered thread and tapered core body • Cementable prosthetic portion • Bendable neck - up to 20°
CLINICAL BENEFITS	• Bone condensing • High primary stability • Minimal drilling • Immediate loading • Suitable for basal bone

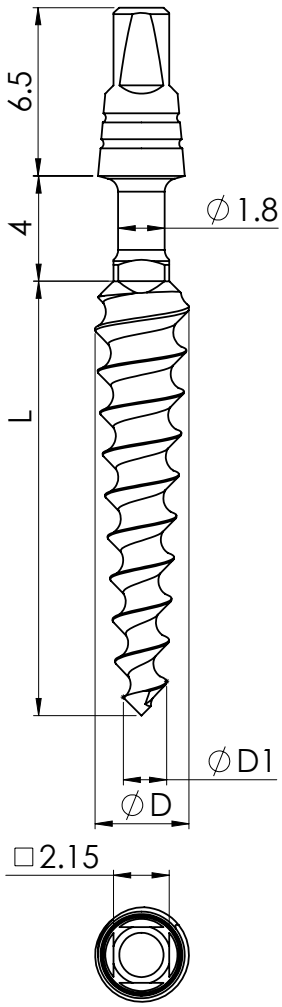

ORDERING INFORMATION

Ø D (mm)	Ø D1 (mm)	L (mm)	Ref. No
3.3	1.8	10	NMBV3310
		11.5	NMBV3311
		13	NMBV3313
		16	NMBV3316
3.75	1.9	8	NMBV3708
		10	NMBV3710
		11.5	NMBV3711
		13	NMBV3713
		16	NMBV3716
4.2	1.9	8	NMBV4208
		10	NMBV4210
		11.5	NMBV4211
		13	NMBV4213
		16	NMBV4216
5.0	1.9	8	NMBV5008
		10	NMBV5010
		11.5	NMBV5011
		13	NMBV5013
		16	NMBV5016

ONE-PIECE SERIES | MONO BENDABLE™

RECOMMENDED STRAIGHT DRILL PROTOCOL

IMPLANT DIAMETER	Drill Diameter [mm]	Ø1.5	Ø2.0	Ø2.8	Ø3.2	Ø3.65
	Drill Speed [RPM]	1200-1500	900-1200	800-1000	500-700	400-700
Ø3.0	Soft Bone		1/3			
	Hard Bone		1/3			
Ø3.3	Soft Bone		2/3			
	Hard Bone					
Ø3.75	Soft Bone					
	Hard Bone			1/3		
Ø4.2	Soft Bone			2/3		
	Hard Bone			2/3	1/3	
Ø5	Soft Bone			2/3	1/3	
	Hard Bone			2/3	2/3	1/3

RECOMMENDED STEP DRILL PROTOCOL

IMPLANT DIAMETER	Drill Diameter [mm]	Ø1.9	Ø2.0	Ø2.8	Ø3.2	Ø3.65
	Drill Speed [RPM]	1200-1500	900-1200	800-1000	500-700	400-700
Ø3.0	Soft Bone					
	Hard Bone		1/3			
Ø3.3	Soft Bone		1/3			
	Hard Bone		2/3			
Ø3.75	Soft Bone		2/3			
	Hard Bone			1/3		
Ø4.2	Soft Bone			2/3		
	Hard Bone			2/3	2/3	
Ø5	Soft Bone			2/3	2/3	
	Hard Bone			2/3		2/3

Drill to mark osteotomy site

Drill osteotomy to implant

Drill osteotomy partially according to implant

The recommended drill protocol procedure should not replace the dentist's/surgeon's judgment. The implants may be loaded for immediate function when good primary stability (above 35 Ncm) has been achieved and with appropriate occlusal loading.

COMPONENTS

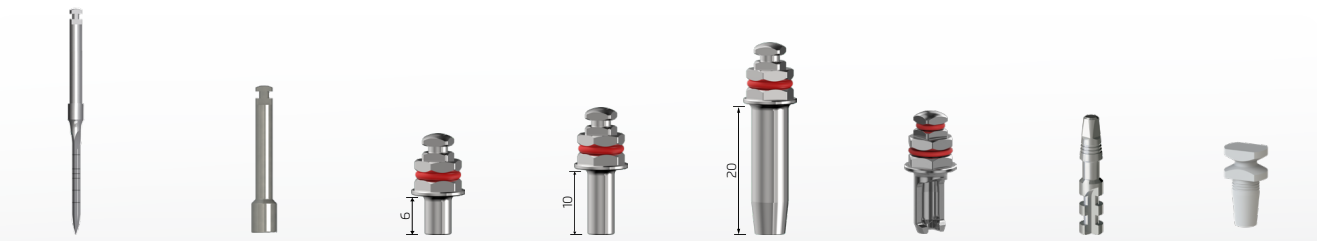

NMCD2315	NM-X1620	NM-X1018	NM-X1019	NM-X1720	NM-X1802	NM-T6202	NM-T4420
Drill Ø 1.5mm	Motor Driver 2.15mm	Ratchet Driver 2.15mm	Ratchet Driver 2.15mm	Ratchet Driver 2.15mm	Ratchet Driver 2.15mm	Analog	Transfer

ONE-PIECE SERIES | MBI™

MINI BALL IMPLANT

BONE TYPES	All bone types
DESIGN FEATURES	• Apically tapered threads and tapered core body • Mini ball attachment prosthetic portion • Small diameter
CLINICAL BENEFITS	• Minimally invasive • Short and easy procedure minimal drilling • Suitable for implant supported denture • Self tapping • Immediate loading

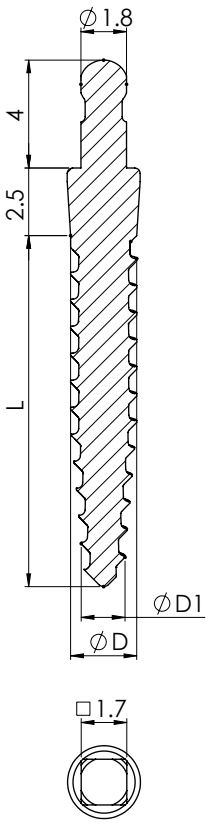

ORDERING INFORMATION

Ø D (mm)	Ø D0 (mm)	Ø D1 (mm)	L (mm)	Ref. No
2.0	1.0	2.5	10	NM-V2010
			13	NM-V2013
			16	NM-V2016
			18	NM-V2018
2.4	1.5	2.5	10	NM-V2410
			13	NM-V2413
			16	NM-V2416
			18	NM-V2418
2.9	1.9	2.5	10	NM-V2910
			13	NM-V2913
			16	NM-V2916
			18	NM-V2918

ONE-PIECE SERIES | MBI™

RECOMMENDED STRAIGHT DRILL PROTOCOL

IMPLANT DIAMETER	Drill Diameter [mm]	Ø1.2	Ø1.5	Ø2.0
	Drill Speed [RPM]	1200-1500	1200-1500	900-1200
Ø2.0	Soft Bone	2/3		
	Hard Bone			
Ø2.4	Soft Bone		2/3	
	Hard Bone			
Ø2.9	Soft Bone			
	Hard Bone			2/3

Drill to mark osteotomy site	Drill osteotomy to implant	Drill osteotomy partially according to implant

The recommended drill protocol procedure should not replace the dentist's/surgeon's judgment.
The implants may be loaded for immediate function when good primary stability (above 35 Ncm) has been achieved and with appropriate occlusal loading.

MBI COMPONENTS



CHALLENGE SERIES | PTERYFIT™

BONE LEVEL IMPLANT

BONE TYPES	Pterygoid Region
PROSTHETICS PLATFORM	Internal hex
DESIGN FEATURES	• Condensing variable threads design • Apically tapered threads and tapered core body • Double thread with large step • Double flutes • 5 mm machined surface "neck"
CLINICAL BENEFITS	• For pterygomaxillary region (posterior region of the atrophic maxilla) • Self tapping • High primary stability • Fast insertion • Reduces adherence of perio-pathogens thus minimizes the chances for inflammation

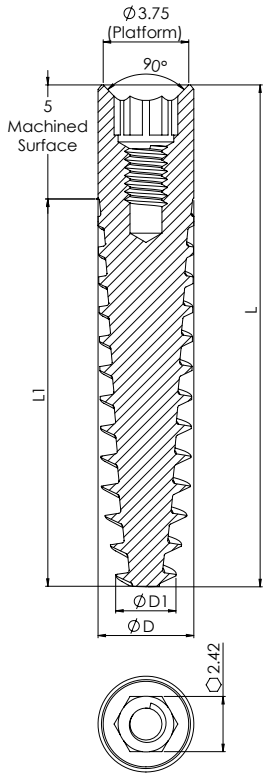

ORDERING INFORMATION

Ø D (mm)	Ø D1 (mm)	L (mm)	* L1 (mm)	Ref. No
4.2	2.5	18	13	NMAF4218
		20	15	NMAF4220
		22	17	NMAF4222
		25	20	NMAF4225

Cover Screw Included with all implants NM-S5023

* L1 - RBM Surface Treated length

RECOMMENDED STRAIGHT DRILL PROTOCOL

IMPLANT DIAMETER	Drill Diameter [mm]	Osteotome	Ø2.3	Ø2.8
	Drill Speed [RPM]	NA	900-1200	800-1000
Ø4.2	All Bone Types	1/2		

Drill osteotomy to implant

Drill osteotomy partially according to implant

Prior to the use of Pteryfit/Pterycore implants in the Pterygoid regions, additional training is recommended.

CHALLENGE SERIES | PTERYCORE™

TISSUE LEVEL IMPLANT

BONE TYPES	Pterygoid Region
PROSTHETICS PLATFORM	Internal hex
DESIGN FEATURES	• Large cutting surface area • Tapered thread and tapered core body • Wide and sharp threads • Smooth machine surface basket neck
CLINICAL BENEFITS	• For pterygomaxillary region (posterior region of the atrophic maxilla) • Self tapping • High primary stability • Reduces adherence of perio-pathogens thus minimizes the chances for inflammation • Reduced pressure on "neck" portion

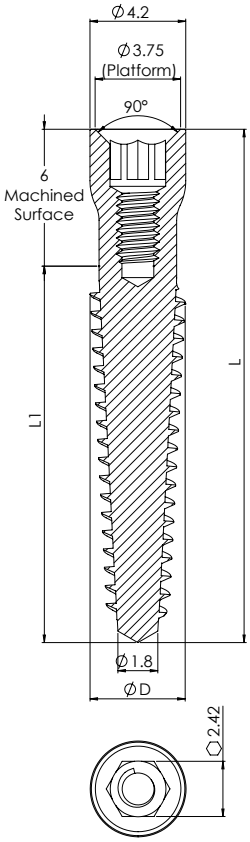

ORDERING INFORMATION

Ø D (mm)	L (mm)	* L1 (mm)	Ref. No
4.2	18	12	NM-M4218
	20	14	NM-M4220
	22.5	16.5	NM-M4222
	25	19	NM-M4225

Cover Screw Included with all implants NM-S5023

* L1 - RBM Surface Treated length to place within the osteotomy.

RECOMMENDED STRAIGHT DRILL PROTOCOL

IMPLANT DIAMETER	Drill Diameter [mm]	Osteotome	Ø2.3	Ø2.8
	Drill Speed [RPM]	NA	900-1200	800-1000
Ø4.2	All Bone Types	1/2		

Drill osteotomy to implant

Drill osteotomy partially according to implant

Prior to the use of Pteryfit/Pterycore implants in the Pterygoid regions, additional training is recommended.

CHALLENGE SERIES | Longy-N™



BONE LEVEL IMPLANT

BONE TYPES	All bone types
PROSTHETICS PLATFORM	Internal hex
DESIGN FEATURES	• **Ø3.75mm Diameter | Lengths: 18-25mm** Ideal for cases requiring a long yet narrow implant solution. • **Cylindrical body apically tapered** Designed for optimal bone engagement. • **Double thread design** Enhances insertion efficiency and primary stability. • **Two opposite thread-free surfaces** Reduces thread contact on soft tissue. • **Large surface area** Promotes superior osseointegration.
CLINICAL BENEFITS	• **Optimized for high primary stability**, making it suitable for immediate loading. • **Minimal soft tissue irritation**, enhancing patient comfort post-surgery. • **A versatile solution for challenging cases**, where conventional implants may not be suitable. • **Moderate insertion torque** Ensures controlled placement for predictable outcomes. • **Engineered for stability in various bone conditions** Suitable for all bone types.

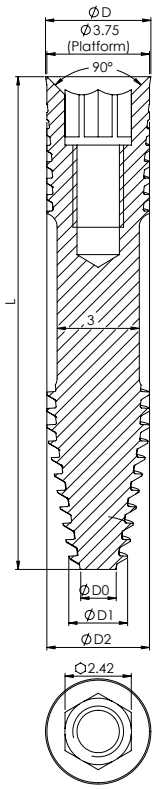

▲ The Longy-N™ must be restored with restorations supported by at least two splinted implants.

▲ The Long implants are compatible with all of FDA cleared Noris Medical Internal Hex platform abutments and superstructures only intended for multiple-unit loading, provided that they do not exceed an angulation of 30° (≤ 30°)

ORDERING INFORMATION

Ø D2 (mm)	Ø D0 (mm)	Ø D1 (mm)	Ø D (mm)	L (mm)	Ref. No
3.75	1.2	2	3.8	18	NMNZ3718
				20	NMNZ3720
				22	NMNZ3722
				25	NMNZ3725

Cover Screw Included with all implants NM-S5023

CHALLENGE SERIES | Longy-N™

RECOMMENDED STRAIGHT DRILL PROTOCOL

IMPLANT DIAMETER

Drill Diameter [mm]	Ø1.9	Ø2.0	Ø2.3	Ø2.8
Drill Speed [RPM]	1200-1500	900-1200	800-1000	800-1000

Ø3.75

Soft Bone	→	→	→ 2mm	
Hard Bone	→	→	→ 2/3	

- Drill to mark osteotomy site
- Drill osteotomy to implant
- Drill osteotomy partially according to implant
- Drill through crestal bone only

▲ The recommended drill protocol procedure should not replace the dentist's/surgeon's judgment.

▲ The implants may be loaded for immediate function when good primary stability (above 35 Ncm) has been achieved and with appropriate occlusal loading.

DRILLING PROTOCOL LEGEND

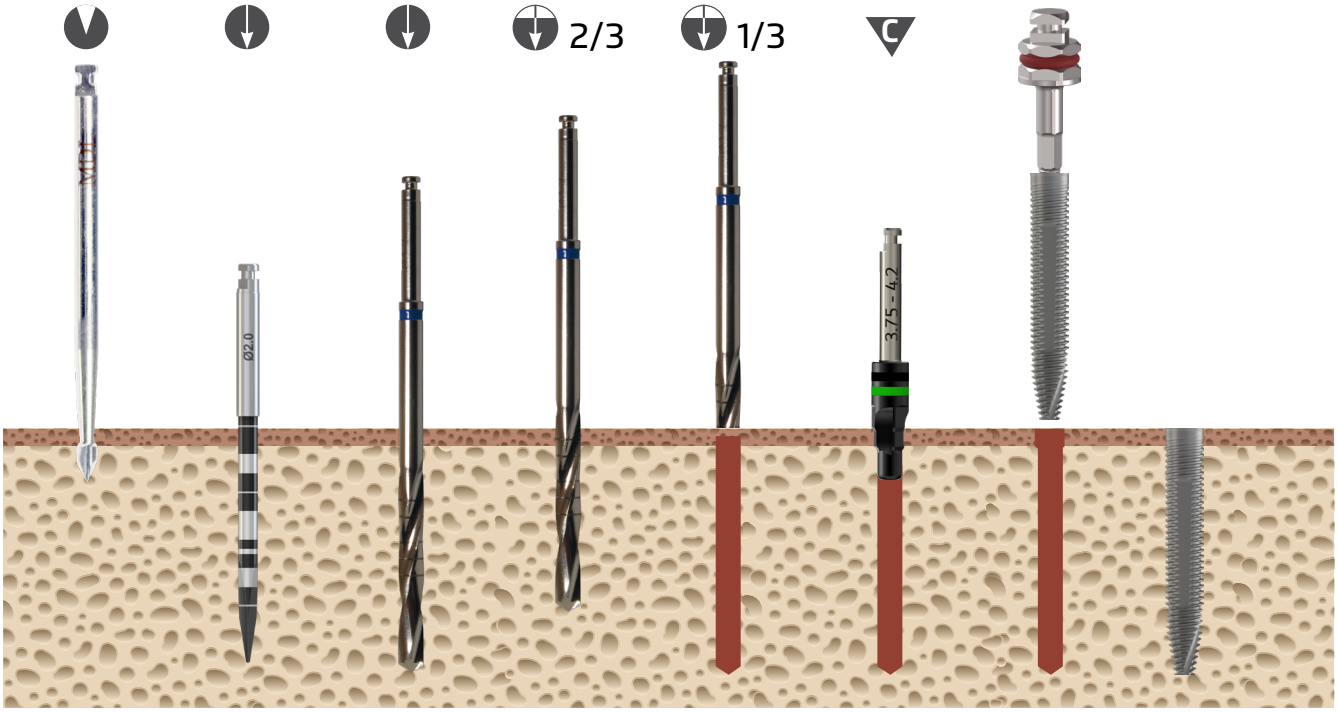

- Drill to mark osteotomy site
- Drill osteotomy to implant
- Drill osteotomy partially according to implant
- Drill through crestal bone only or with countersink to prepare the crest

For Implants longer than 16mm please refer to Long Drills page

CHALLENGE SERIES | ZYGOMATIC™

BONE LEVEL IMPLANT

BONE TYPES	Zygomatic Region
PROSTHETICS PLATFORM	Internal Hex
DESIGN FEATURES	• Threaded portion: - 13mm length - Condensing Variable Threads Design - Apically Tapered Threads and Tapered Core Body - Double thread with Large Step - Double Flutes • Long Machined Surface "Neck"
CLINICAL BENEFITS	• For Zygomatic region of the atrophic Maxilla • Self Tapping • High Primary Stability • Reduce adherence of Perio-Pathogens = reduces the chance for inflammation

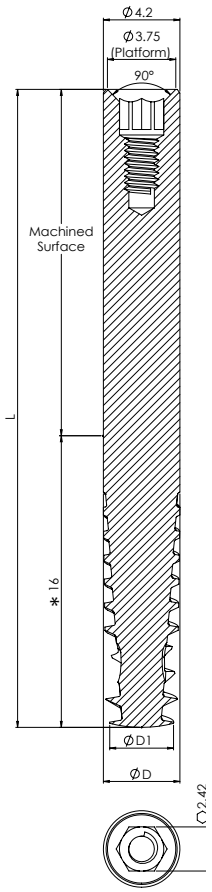

ORDERING INFORMATION

Ø D (mm)	Ø D1 (mm)	L (mm)	Ref. No
4.2	3.5	30	NM-F4430
		32.5	NM-F4432
		35	NM-F4435
		37.5	NM-F4437
		40	NM-F4440
		42.5	NM-F4442
		45	NM-F4445
		47.5	NM-F4447
		50	NM-F4450
		52.5	NM-F4452
		55	NM-F4455
		57.5	NM-F4457
		60	NM-F4460

Cover Screw **Included with all implants** NM-S5023

* RBM Surface Treated length

For Zygomatic Surgical Set, Please look at the page Nº 80
For Premium Zygomatic Surgical Set, Please look at the page Nº 81

CHALLENGE SERIES | ZYGOMATIC™

DRILLING SEQUENCE FOR **ZYGOMATIC**

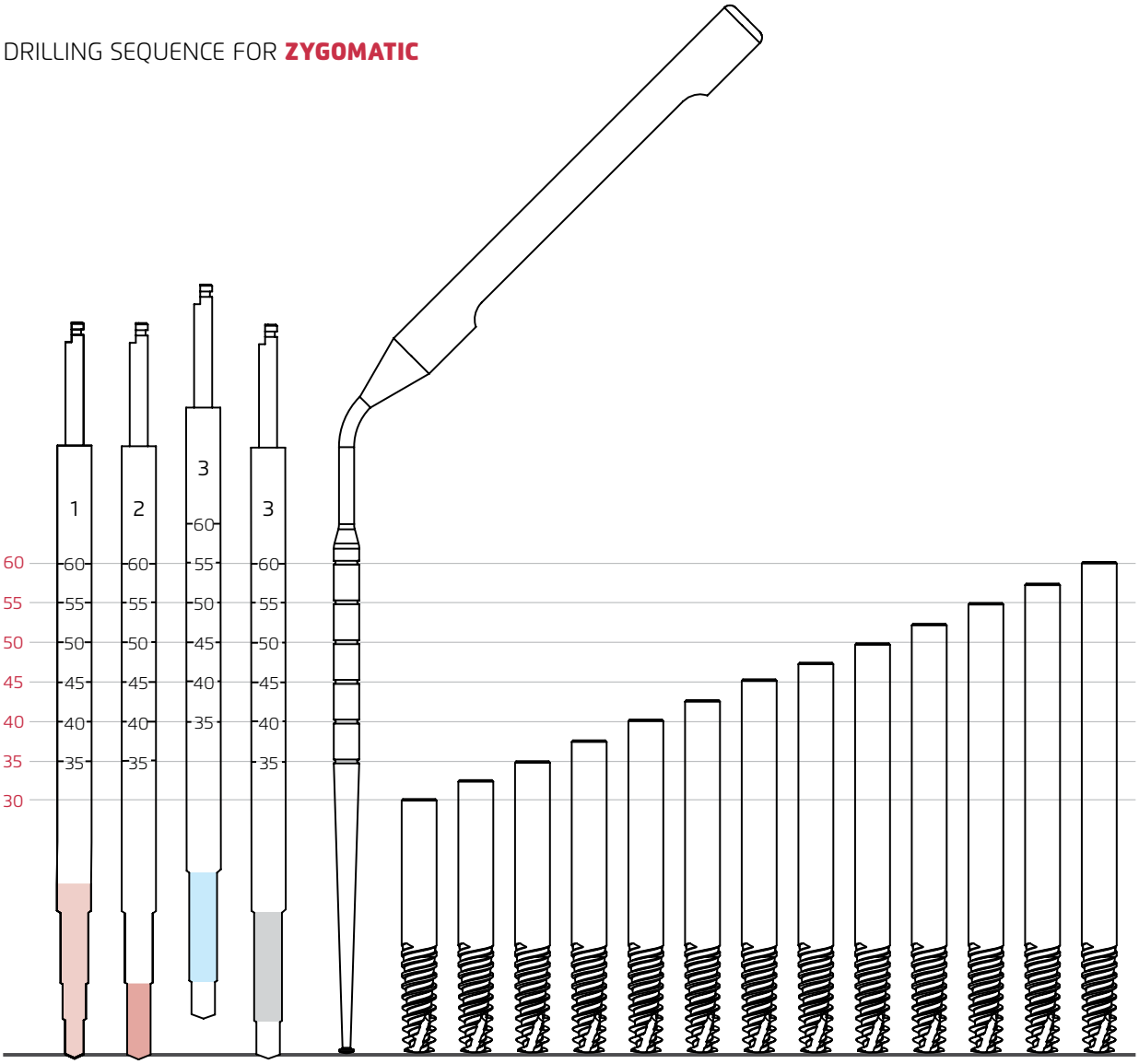

RECOMMENDED STEP DRILL PROTOCOL

IMPLANT DIAMETER	Drill Diameter [mm] / Drill No.	Ø2	1	2	3
	Drill Speed [RPM]	900-1200	700-900	500-700	400-600
	Bone Type				
Ø4.2	D4	↓ →	↓		
	D3	↓ →	↓ →	↓	
	D2	↓ →	↓ →	↓ →	-5mm ↓
	D1	↓ →	↓ →	↓ →	↓

↓ Drill osteotomy to implant

-5mm ↓ Drill 5mm Less

Prior to the use of Zygomatic implants in the Zygoma region, additional training is recommended.

What does quality mean to you?



Noris Medical developing, designing and building diverse and innovative dental implants solutions and high-quality clinical devices, with unique attributes and advantages, for the dental medical field, backed by a lifetime guarantee.

PROSTHETIC SOLUTIONS

Noris Medical invested significant effort in the development of prothetics components that provide sophisticated solution to various rehabilitation challenges.

Noris Medical, unwavering persistance for high precision and quality, guarantees that clinicians, technicians and patients acquire full confidence in the entire prosthetic product line.

ACCESSORIES

34 PROSTHETIC WORKFLOW

34 PROSTHETIC COMPONENTS DRIVERS

35 PROSTHETIC DRIVERS

36 HEALING CAPS

37 IMPRESSION TRANSFERS

38 SNAP-ON TRANSFER

39 CLIP-ON TRANSFER

CEMENT RETAINED RESTORATIONS

41 TITANIUM TEMPORARY ABUTMENTS

42 STRAIGHT ABUTMENTS

44 ANGLED ABUTMENTS

45 CASTABLE ABUTMENTS

SCREW RETAINED RESTORATIONS

46 STRAIGHT MULTI-UNIT ABUTMENTS

47 ANGLED MULTI-UNIT ABUTMENTS

48 MULTI-UNIT COMPONENTS

49 MULTI-UNIT DRIVERS

50 MULTI-UNIT PROTOCOL

SCREW RETAINED AND OVERDENTURE RESTORATIONS

52 VARI-CONNECT ABUTMENTS

53 VARI-CONNECT COMPONENTS

54 VARI-CONNECT PROTOCOL

OVERDENTURE RESTORATIONS

56 BALL ATTACHMENT

57 FLAT ATTACHMENT

CEMENT RETAINED & SCREW RESTORATIONS

58 ESTHETIC SCREW ABUTMENTS

CAD/CAM COMPONENTS

59 VERSATILE SCAN ABUTMENTS

60 TI-BASES FOR INTERNAL HEX IMPLANTS

61 TI-BASES FOR MULTI-UNIT

62 DIGITAL ANALOG

ACCESSORIES | PROSTHETIC WORKFLOW

HEALING CAPS	IMPRESSION TRANSFERS / SCAN BODIES / ANALOGS		
Implant Healing Cap	Snap-On Transfer	Clip-On Tray Transfer	Implants Scan Body
or	or		or
MU Healing Cap	 Open Tray Transfer	Closed Tray Transfer	MU Scan Body
	or		or
	Analog		Digital Analog

RECOMMENDED CLOSURE TORQUE

Hand tightening up to 15Ncm	Hand tightening up to 15Ncm

PROSTHETIC DRIVERS



NM-X1207	NM-X1210	NM-X1215	NM-X1006	NM-X1007	NM-X1011	NM-X1008	NM-X1009	NM-X1010
Ratchet Drivers 1.25mm			Manual Drivers 1.25mm			Motor Mount Drivers 1.25mm		

ACCESSORIES | PROSTHETIC WORKFLOW

CEMENT RETAINED RESTORATIONS	SCREW RETAINED RESTORATIONS	CAD/CAM	OVERDENTURE RESTORATIONS
 Temporary Abutment	Straight Multi-Unit	Implants Ti Base	Ball Attachment
or	or	or	or
Straight Abutment	Angled MULTI-UNIT	MU Ti Base	Flat Attachment
or	or		or
Angle Abutment	Angled Vari-Connect + Platform Adapter		Ball Vari-Connect
or	or		or
 Castable Abutment	Esthetic Screw Abutment		Flat Vari-Connect

RECOMMENDED CLOSURE TORQUE

30Ncm	**Abutment:** 30Ncm **Sleeve on MU:** 15Ncm **Vari-Connect Adapter:** 35Ncm	**Abutment:** 30Ncm **Sleeve on MU:** 15Ncm	30Ncm

MULTI-UNIT & VARI-CONNECT DRIVERS

NM-X1016 NM-X1017 — Ratchet Driver ⬡ 2.0mm

NM-X7006 NM-X7007 NM-X7011 — Manual Drivers ✡ 1.25mm

NM-X7008 NM-X7009 NM-X7010 — Motor Mount Drivers ✡ 1.25mm

ACCESSORIES | HEALING CAPS

DESIGN FEATURES	Wide range of diameters and lengths
CLINICAL BENEFITS	Shapes the gingival tissue for all range of abutments and gangival tissue heights
MATERIAL	Titanium Alloy (Ti-6Al-4V ELI)

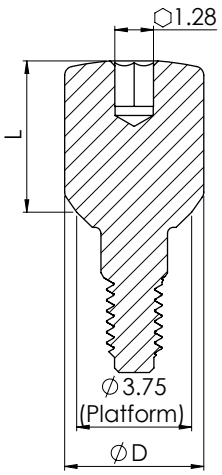

ORDERING INFORMATION

	GH (mm)				
Diameter (mm)	2	3	4	5	6
3.8	NM-H3802	NM-H3803	NM-H3804	NM-H3805	NM-H3806
4.6	NM-H4602	NM-H4603	NM-H4604	NM-H4605	NM-H4606
5.5	NM-H5502	NM-H5503	NM-H5504	NM-H5505	NM-H5506
6.3	-	NM-H6303	NM-H6304	NM-H6305	-

Hex Head

ACCESSORIES | IMPRESSION TRANSFERS



DESIGN FEATURES	• Open-tray impression transfers - retentive grooves for maximum retention • Close-tray impression transfers - round grooves for easy insertion/removal
CLINICAL BENEFITS	• Open-tray impression transfers for high accuracy • Close-tray impression transfers for places with less space • Non-hexed open-tray impression transfers are perfect for transferring multiple angled implants
MATERIAL	Body: Stainless Steel Screw: Titanium Alloy (Ti-6Al-4V ELI)

ORDERING INFORMATION

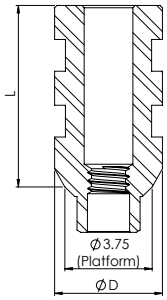

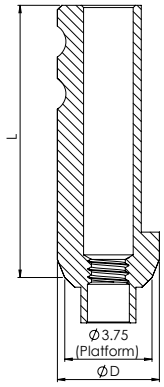

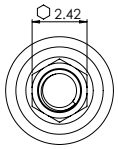

OPEN TRAY TRANSFER			CLOSED TRAY TRANSFER		
Transfer	Ø D (mm)	L (mm)	Transfer	Ø D (mm)	L (mm)
NM-T4008	4.75	8	NM-T3601	4.75	8
NM-T4203	3.85	12	NM-T3507	3.85	12
NM-T4201	4.3	12	NM-T3511	4.5	12
NM-T4012	4.75	12			

NON-HEXED TRANSFER		
Transfer	Ø D (mm)	L (mm)
NM-T4204	3.85	12

Transfer REF	Screw REF
NM-T4008	NM-S1610
NM-T4203	NM-S2418
NM-T4201	NM-S2418
NM-T4012	NM-S2418
NM-T4204	NM-S2418
NM-T3601	NM-S1307
NM-T3507	NM-S1610
NM-T3511	NM-S1610

Transfers screws are included with each transfer & available separately.

ACCESSORIES | SNAP-ON TRANSFER

DESIGN FEATURES	• Snap-on cap that snaps on transfer body that screws in to the implant • Designed for impressions using the closed-tray technique, in conjunction with cap T4402 • Transfer body gold color anodization
CLINICAL BENEFITS	• Enables closed tray impression transfer • Advantageous in limited opening situations
MATERIAL	Body & Screw: Titanium Alloy (Ti-6Al-4V ELI) Snap-On Cap: Derlin

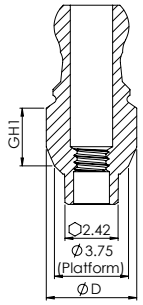

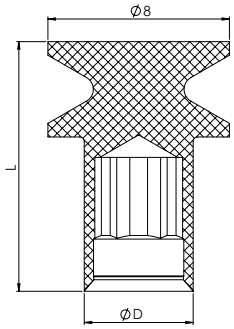

ORDERING INFORMATION

Transfer	Ø D (mm)	GH1 (mm)
NM-T3802	4.75	2
NM-T3803	4.75	3
NM-T3804	4.75	4
NM-T3805	4.75	5
NM-T3806	4.75	6
NM-S8324	Included with all abutments above & available separately	

Snap-On Cap for Ball Transfer		
Cap	Ø D (mm)	L (mm)
NM-T4402	4.8	11



ACCESSORIES | CLIP-ON TRANSFER



DESIGN FEATURES	• Retentive split pin • Clips in to the implant without the need of a screw
CLINICAL BENEFITS	• Enables closed tray impression transfer • Especially usedful in limited opening situations • Shortens working time. No need to screw in or screw out
MATERIAL	Stainless Steel

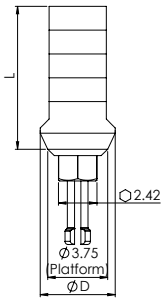

ORDERING INFORMATION

Transfer	Ø D (mm)	L (mm)
NM-T3409	4.7	9
NM-T3413	4.7	13

ACCESSORIES | IMPLANT ANALOG

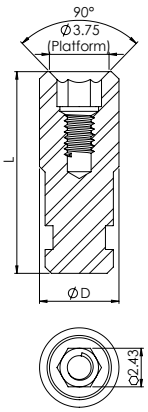

Analog	Ø D (mm)	L (mm)
NM-T6004	4	12.7
NM-T6005	5	12.7

Restore Your Confidence

CEMENT RETAINED RESTORATIONS | TEMPORARY ABUTMENTS

DESIGN FEATURES	• Sharp and deep retention grooves • Available as hexed or non-hexed
CLINICAL BENEFITS	• Acrylic retained abutment • High acrylic retention. • For single crown or bridge restoration
MATERIAL	Titanium Alloy (Ti-6Al-4V ELI)

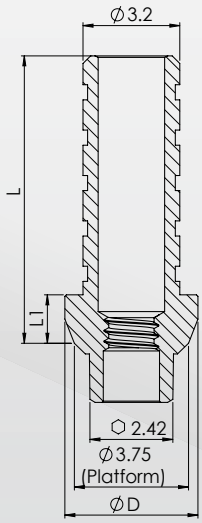

ORDERING INFORMATION

Hexed	Non-Hexed	L (mm)	L1 (mm)	Ø D (mm)
NM-A5001	NM-A5002	9.5	1.6	4.4
NM-S8324	Included with all abutments above & available separately			

CEMENT RETAINED RESTORATIONS | STRAIGHT ABUTMENTS

DESIGN FEATURES	• Wide range of diameters and lengths • Prefabricated with various collar heights
CLINICAL BENEFITS	• Cement retained abutments • For dentist/technician customization • Wide range of emergence profile abutment options
MATERIAL	Titanium Alloy (Ti-6Al-4V ELI)

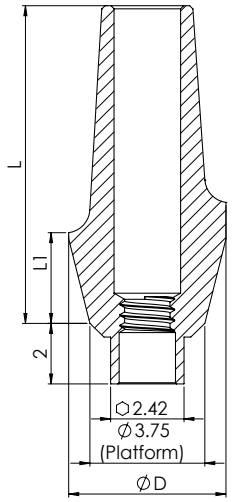

ORDERING INFORMATION

Anatomic	Ø D (mm)	L (mm)	L1 (mm)	Shoulder	Ø D (mm)	L (mm)	L1 (mm)
NM-A4601	5.2	9	1	NM-A4801	4.5	8.5	1
NM-A4602	5.2	10	2	NM-A4802	4.5	9.5	2
NM-A4603	5.2	11	3	NM-A4803	4.5	10.5	3
NM-A4604	5.2	12	4	NM-A4804	4.5	11.5	4
NM-S8324	Included with all abutments & available separately			NM-C1005	Available separately		

CEMENT RETAINED RESTORATIONS | STRAIGHT ABUTMENTS

Standard	Ø D (mm)	L (mm)
NM-A5908	4.5	8.5
NM-A5909	4.5	9.5
NM-A5911	4.5	11.5
NM-A5912	4.5	12.5

Shoulder, Narrow	Ø D (mm)	L (mm)	L1 (mm)
NM-A5300	3.75	8.5	0.5
NM-A5301	3.75	8.5	1.5

Wide	Ø D (mm)	L (mm)
NM-A5711	5.5	11

NM-S8324

Included with all abutments
& available separately

CEMENT RETAINED RESTORATIONS | ANGLED ABUTMENTS

DESIGN FEATURES	• Angled abutments: 15° and 25° • Wide range of diameters and lengths • Prefabricated with various collar heights
CLINICAL BENEFITS	• Cement retained abutments • For dentist/technician customization • Wide range of emergence profile abutment options
MATERIAL	Titanium Alloy (Ti-6Al-4V ELI)

ORDERING INFORMATION

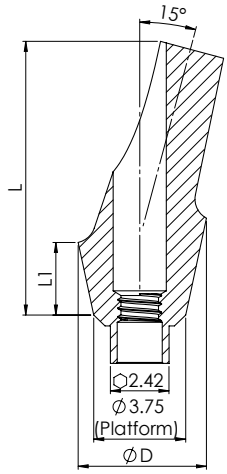

ANATOMIC				
Angle 15°	Angle 25°	Ø D (mm)	L (mm)	L1 (mm)
NM-A2401	NM-A2601	5.4	9.5	1
NM-A2402	NM-A2602	5.4	10.5	2
NM-A2403	NM-A2603	5.4	11.5	3
NM-A2404	NM-A2604	5.4	12.5	4

STANDARD			
Angle 15°	Angle 25°	Ø D (mm)	L (mm)
NM-A3209	NM-A3409	4.5	9
NM-A3211	NM-A3411	4.5	11

NARROW TOP			
Angle 15°	Angle 25°	Ø D (mm)	L (mm)
NM-A2809	NM-A3009	4.5	9

NM-S8324

Included with all abutments & available separately

CEMENT/SCREW RETAINED RESTORATIONS
CASTABLE ABUTMENTS

DESIGN FEATURES	• Plastic castable abutments and plastic press-on metal base abutments (ucla)
CLINICAL BENEFITS	• For fabrication of cement or screw retained abutments • For dentist/technician customization • For crown or bridge restorations
MATERIAL	Plastic: Delrin Metal base: Cobalt-Chrome Alloy

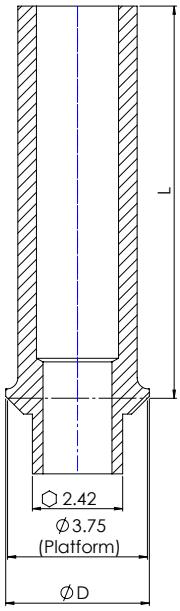

ORDERING INFORMATION

Hexed	Non-Hexed	L (mm)	Ø D (mm)
NM-C1002	NM-C1001	10.5	3.8

Co-Cr Base	L (mm)	Ø D (mm)
NM-C2002	10.5	3.8
	NM-S8324 Included with all abutments & available separately	

SCREW RETAINED RESTORATIONS | STRAIGHT MULTI-UNIT ABUTMENTS

DESIGN FEATURES	• Wide range of heights
CLINICAL BENEFITS	• Screw retained abutments for non-removable restorations • Wide range of gingival heights
MATERIAL	Titanium Alloy (Ti-6Al-4V ELI)

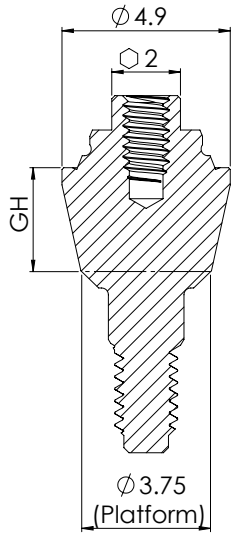

ORDERING INFORMATION

Straight Multi-Units				
Multi-Unit Platform GH (mm)				
1	2	3	4	5
NM-A7101	NM-A7102	NM-A7103	NM-A7104	NM-A7105

 Abutment Cary-on handle	Included with all straight Multi-Unit abutments

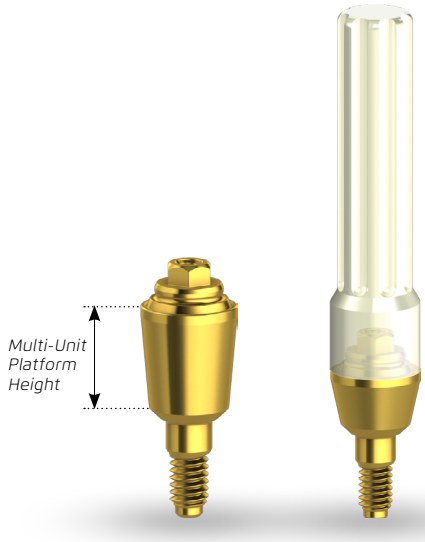

SCREW RETAINED RESTORATIONS | ANGLED MULTI-UNIT ABUTMENTS



DESIGN FEATURES	• Wide range of angled multi-unit abutments: 17°, 30°, 45°, 52° and 60° • Wide range of gingival cuff height • Gold color anodization for soft tissue adaptation
CLINICAL BENEFITS	• Screw retained abutments • Made for angled implants placement • For angled implant placement • Non-removable restorations
MATERIAL	Titanium Alloy (Ti-6Al-4V ELI)

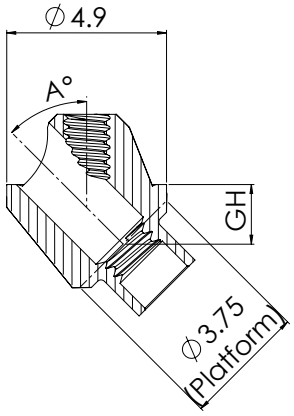

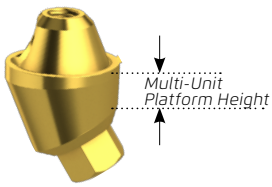

ORDERING INFORMATION

Angled Multi-Units				
	Multi-Unit Platform GH (mm)			
Angle°	2	3	4	5
17°	NM-A7112	NM-A7113	NM-A7114	NM-A7115
30°	 NM-A7133	NM-A7134	NM-A7135	NM-A7136
45°	 NM-A7144	NM-A7145	NM-A7146	NM-A7147
52°	 NM-A7152			
60°	NM-A7160			

NM-S7101	Abutment Cary-on handle
Included with all angled Multi-Unit abutments	

SCREW RETAINED RESTORATIONS | MULTI-UNIT COMPONENTS

Healing Caps

Healing Caps
Ø 4.9mm H 4.8mm
NM-H7101

Healing Caps
Ø 4.9mm H 7.0mm
NM-H7102

Screw*
NM-S7102

Impression Transfers

Open Tray
Ø 4.9mm H 11mm

Screw*
L 13mm
NM-S7111

Snap-On Cap for Ball Transfer
Ø 4.8mm H 11mm
NM-T4402

Closed Tray
Ø 4.9mm H 8mm
NM-T7102

Screw*
NM-S7102

MU ANalog

Analog
Ø 4.9mm
NM-T7151

Abutments

Universal Abutment
Ø 4.9mm H 12mm
NM-T7121

Castable Abutment
Ø 4.9mm H 12mm
NM-C7121

Screw*
NM-S7102

CAD-CAM Components

Titanium Bases

Ø 4.9mm H 4.5mm
NM-C7124

Ø 5.2mm H 4.5mm
NM-C7126

Screw*
NM-S7102

Scan Body

Ø 4.9mm H 10mm
NM-C9210

Digital Analog for Multi-Unit

H 7mm
NMDT7151

*Screw - Included with the transfer above & available separately

SCREW RETAINED RESTORATIONS | MULTI-UNIT DRIVERS

Straight Multi-Unit Rachet Drivers

Short Driver
⬡ 2.0mm L 6mm

NM-X1016

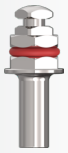

Long Driver
⬡ 2.0mm L 10mm

NM-X1017

Straight Multi-Unit Motor Mounts

Short Motor Mount
⬡ 2.0mm L 20mm

NM-X1120

Long Motor Mount
⬡ 2.0mm L 25mm

NM-X1125



Star Hex. Drivers

Star Hex. Driver
✪ 1.25mm L 7mm

NM-X7006

Star Hex. Driver
✪ 1.25mm L 14mm

NM-X7007

Star Hex. Driver
✪ 1.25mm L 20mm

NM-X7011

Star Hex. Motor Mounts

Motor Mount
✪ 1.25mm L 20mm

NM-X7008

Motor Mount
✪ 1.25mm L 25mm

NM-X7009

Motor Mount
✪ 1.25mm L 35mm

NM-X7010

SCREW RETAINED RESTORATIONS | MULTI-UNIT PROTOCOL

STRAIGHT MULTI-UNIT BASE ASSEMBLY

1

Attach the straight Multi-Unit to the implant by using the plastic handle.

2

Remove the handle.

3

Tighten the base to 30Ncm with the Multi-Unit driver.

ANGLED MULTI-UNIT BASE ASSEMBLY

1

Use the Angled Guide Pin to choose the correction angle.

2

Attach the Multi-Unit to the appropriate angle.

Use the handle as an indicator for the final screw emergence.

3

Tighten the base to 30Ncm with the 1.25mm Hex driver or a Star driver.



4

Remove the handle by unscrewing it out.

HEALING CAPS ASSEMBLY

Choose the desired healing cap height and install on Multi-Unit.

IMPRESSION

Choose the desired impression technique:

For **closed tray** choose Snap-On-transfer.

For **open tray** technique choose conventional transfer.

SCREW RETAINED RESTORATIONS | MULTI-UNIT PROTOCOL

IMMEDIATE LOADING TEMPORARY Ti SLEEVE ASSEMBLY

1

Assemble the Titanium Sleeve on the Multi-Unit base and tighten the screw to 15Ncm.

2

Attach the pre-prepared provisional acrylic prosthesis

LABORATORY PHASE

1

Mount the Plastic Sleeve on the Multi-Unit analog and tighten with the screw.

2

Splint the sleeves.

3

Carve the Sleeves to the desired shape.

4

Invest and cast the metal frame of the prosthesis.

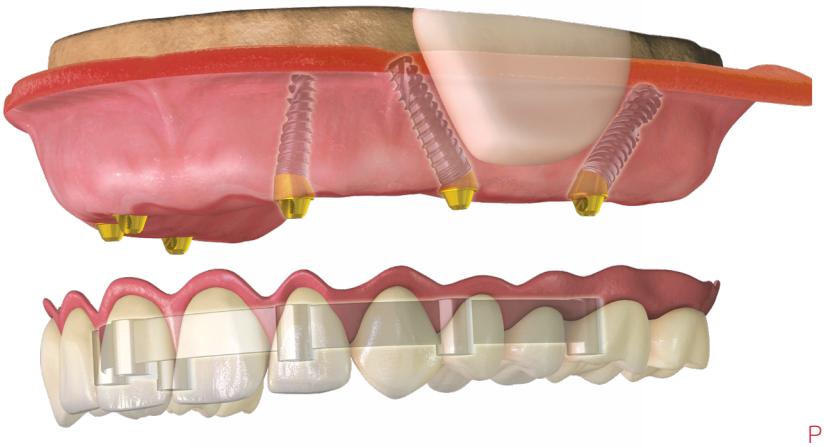

SCREW RETAINED & OVERDENTURE RESTORATIONS | VARI-CONNECT ABUTMENTS

DESIGN FEATURES	• Two-piece angled multi-unit or angled attachment • Wide range of angled multi-unit bases: 17°, 30°, 45°, 52° and 60° • Wide range of multi-unit adapters heights. • Ball-connect and flat-connect adapters • Gold color anodization for soft tissue adaptation
CLINICAL BENEFITS	• Angled screw retained abutments for non-removable restoration • Angled attachments for overdenture restoration • Wide range of gingival heights • Great option for angled implants
MATERIAL	Titanium Alloy (Ti-6Al-4V ELI)

ORDERING INFORMATION

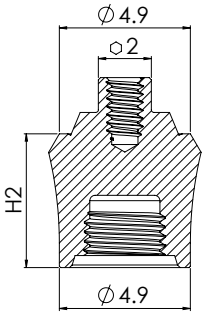

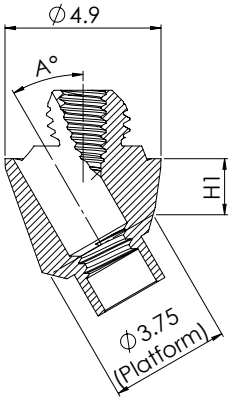

Angle Vari-Connect			Vari-Connect Platform **MULTI-UNIT** Adapter				
	Vari-Connect Platform H1 (mm)		Multi-Unit Platform Adapter H2 (mm)				
Angle°	2	3	2	3	4	5	6
17°	 NM-A7212	NM-A7213	NM-T7282	NM-T7283	NM-T7284	NM-T7285	NM-T7286
30°	 NM-A7233	NM-A7234					
45°	NM-A7244						
52°	NM-A7252						
60°	NM-A7260						

Platform Adapter

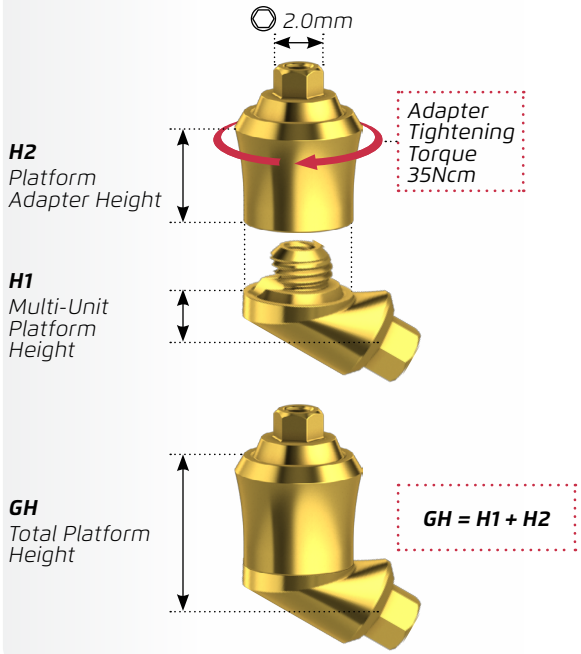

SCREW RETAINED & OVERDENTURE RESTORATIONS | VARI-CONNECT COMPONENTS

Healing Caps

Healing Caps
Ø 4.9mm H 4.8mm
NM-H7101

Healing Caps
Ø 4.9mm H 7.0mm
NM-H7102

Screw
NM-S7102

Transfers & Analog

Open Tray
Ø 4.9mm H 11mm

Screw*
L 13mm
NM-S7111

Snap-On Cap for Ball Transfer
Ø 4.8mm H 11mm
NM-T4402

Closed Tray
Ø 4.9mm H 8mm
NM-T7102

Screw*
NM-S7102

* Screw - Included with the product above & available separately

Ball-Connect

Ball-Connect
Ø 4.9mm, H 2mm
NM-T7262

Ball-Connect
Ø 4.9mm, H 3mm
NM-T7263

Ball-Connect
Ø 4.9mm, H 4mm
NM-T7264

Overdenture Components

Metal Housing
Ø 5mm, H 3.2mm
NM-T3001

Nylon Extra Soft Cap
NM-T3002

Nylon Soft Cap
NM-T3003

Nylon Standard Cap
NM-T3004

Drivers for Platform Adapter



Short Driver
⬡ 2.0mm L 6mm
NM-X1016



Long Driver
⬡ 2.0mm L 10mm
NM-X1017

Flat-Connect

Flat-Connect
Ø 4.9mm, H 3mm
NM-T7273

Flat-Connect
Ø 4.9mm, H 4mm
NM-T7274

Overdenture Components

Metal Housing
Ø 5.5mm, H 2.3mm
NM-T3010

Extra Soft Nylon Cap
NM-T3015

Soft Nylon Cap
NM-T3016

Standard Nylon Cap
NM-T3017

High Retention Nylon Cap
NM-T3018

Laboratory Cap
NM-T3019

Sealing Disc
NM-T1824

Available as Set NM-T3099

Motor Mounts for Platform Adapter

Short Motor Mount
⬡ 2.0mm L 20mm
NM-X1120

Long Motor Mount
⬡ 2.0mm L 25mm
NM-X1125

SCREW RETAINED RESTORATIONS | VARY-CONNECT PROTOCOL FOR MU

ANGLED VARI-CONNECT BASE ASSEMBLY

1

Use the Angle Guide Pin to choose the right correction angle.



2

Attach the Vari-Connect to the appropriate angle. Use the handle as an indicator for the final screw emergence.

3

Tighten the base to 30 Ncm, with the Hex Driver or a Star Driver.



4

Remove the handle by unscrewing it out.

VARI-CONNECT PLATFORM MULTI-UNIT ADAPTER ASSEMBLY

1

Select the Multi-Unit Adapter desired height and connect to the Angle Vari-Connect by using the Driver.



2

Tighten the Adapter at 35Ncm, with a 2.0mm Straight Multi-Unit Driver.



3

Remove the Driver.

HEALING CAPS ASSEMBLY

Choose the desired healing cap height and install on Multi-Unit adapter.

IMPRESSION

Choose the desired impression technique:

For **closed tray** choose Snap-On-Transfer.

For **open tray** technique choose conventional Transfer.

SCREW RETAINED RESTORATIONS | VARY-CONNECT PROTOCOL FOR MU

IMMEDIATE LOADING TEMPORARY Ti SLEEVE ASSEMBLY

1

Assemble the Titanium Sleeve on the Multi-Unit adapter and tighten the screw to 15Ncm.

2

Attach the pre-prepared provisional acrylic prosthesis.

LABORATORY PHASE

1

Mount the Plastic Sleeve on the Multi-Unit analog and tighten with the screw.

2

Splint the sleeves.

3

Carve the Sleeves to the desired shape.

4

Invest and cast the metal frame of the prosthesis.

OVERDENTURE RESTORATIONS | BALL ATTACHMENTS

DESIGN FEATURES	• Ball attachment • Range of cuff heights • Components – metal house, nylon caps
CLINICAL BENEFITS	• Attachments for overdenture restoration • Range of gingival heights • Range of retention strengh
MATERIAL	Titanium Alloy (Ti-6Al-4V ELI)

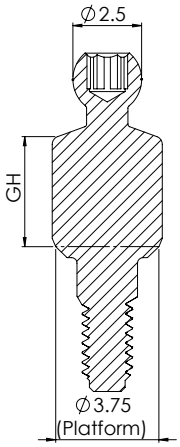

ORDERING INFORMATION

GH (mm)						
0.5	1	2	3	4	5	6
NM-T1200	NM-T1201	NM-T1202	NM-T1203	NM-T1204	NM-T1205	NM-T1206
Hex Head						



Caps for 2.5mm Ball Attachment			
Metal	Extr Soft Nylon	Soft Nylon	Standard Nylon
NM-T3001	NM-T3002	NM-T3003	NM-T3004

OVERDENTURE RESTORATIONS | FLAT ATTACHMENTS

DESIGN FEATURES	• Flat attachment • Range of heights. • Components – metal house, wide range of nylon caps
CLINICAL BENEFITS	• Attachments for overdenture restoration • Range of gingival heights • Range of retention strengh
MATERIAL	Titanium Alloy (Ti-6Al-4V ELI)

ORDERING INFORMATION

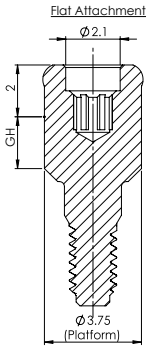

GH (mm)					
0.5	1	2	3	4	5
NM-T1100	NM-T1101	NM-T1102	NM-T1103	NM-T1104	NM-T1105

Star Head

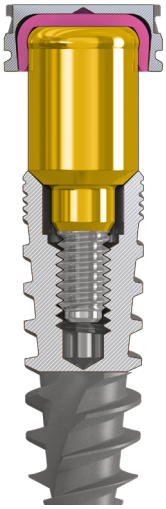

Set NM-T3099

Caps for Flat Attachment						
Metal	Extra Soft Nylon	Soft Nylon	Standard Nylon	High Retention Nylon	Laboratory	Sealing Disc
NM-T3010	NM-T3015	NM-T3016	NM-T3017	NM-T3018	NM-T3019	NM-T1824

CEMENT RETAINED & SCREW RESTO-RATIONS | ESTHETIC SCREW ABUTMENTS

DESIGN FEATURES	• A range of cuff heights • Combination of abutment with hex and castable sleeve
CLINICAL BENEFITS	• Screw retained abutments for crown or bridge restoration • A range of gingival heights • Castable sleeve for dentist/technician customization of the metal frame of the crown or bridge
MATERIAL	Abutment: Titanium Alloy (Ti-6Al-4V ELI) Sleeve: Delrin

ORDERING INFORMATION

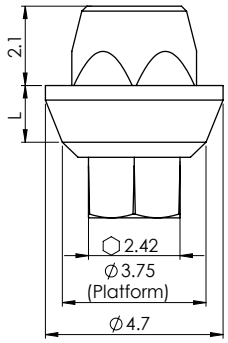

Base	L (mm)	Screw	L (mm)
NM-E1005	0.5	NM-S1002	10.5
NM-E1015	1.5	NM-S1102	11.5
NM-E1025	2.5	NM-S1202	12.5

Hexed	Non-Hexed	L (mm)
NM-C1015	NM-C1007	12

CAD/CAM COMPONENTS | VERSATILE SCAN BODIES



DESIGN FEATURES	• Metal base and PEEK body • Three optional lengths • Implant and Multi-unit
CLINICAL BENEFITS	• Scan as is. No need for anti-reflective coating spray • For use intraorally or with tabletop scanners. • High accuracy • Durable • Autoclavable • Radiopaque fit confirmation to implant/multi-unit • Fit various depth of Gingival tissue.
MATERIAL	• Base: Titanium Alloy (Ti-6Al-4V ELI) • Body: PEEK

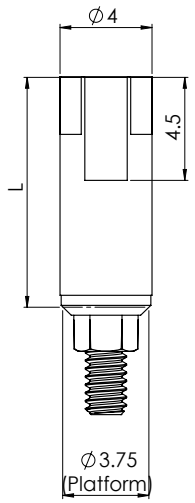

ORDERING INFORMATION

Implant Scan Body	Ø D (mm)	L (mm)	Ref. No
	4.0	10	NM-C9010

Implant Implant Scan Post	Ø D (mm)	L (mm)	Ref. No
(*)	4.3	9.8	NM-C2231

(*) USE SIRONA SCANBODIES FOR CEREC TO PLACE ON THE SCAN POST

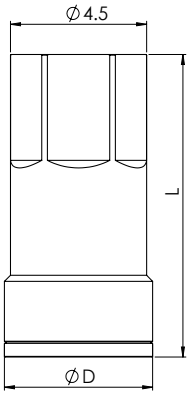

Mult-Unit Scan Body	Ø D (mm)	L (mm)	Ref. No
	4.9	10	NM-C9210

CAD/CAM COMPONENTS | TI-BASES FOR INTERNAL HEX IMPLANTS

DESIGN FEATURES	• Anti-rotational and non-engaging design • Range of Gingival heights
CLINICAL BENEFITS	• Cement retained abutments • Gingival Collar height selection • Range of emergence profiles abutment options
MATERIAL	• Titanium Alloy (Ti-6Al-4V ELI)

ORDERING INFORMATION

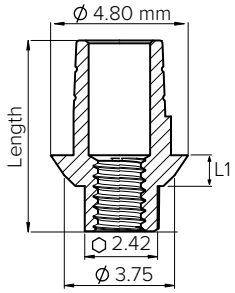

(*) IN SIRONA CEREC SYSTEM CHOOSE ZIMMER TAPRED SCREW VENT 3.5mm PLATFORM

Single Unit Titanium Base for Crown	Ø D (mm)	L (mm)	L1 (mm)	Ref. No
	4.8	4.5	0.7	NM-C2201
	4.8	6.0	2	NM-C2212
	4.8	7.0	3	NM-C2213
(*)	4.2	6.8	0.3	NM-C2230

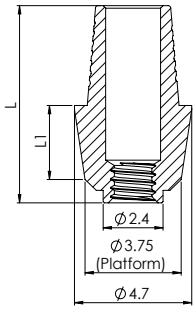

Non-Hexed Titanium Base for Bridge	Ø D (mm)	L (mm)	L1 (mm)	Ref. No
	4.7	5.5	0.6	NM-C2202
	4.7	6.9	2	NM-C2222
	4.7	7.9	3	NM-C2223
	Included with all abutments & available separately			NM-S8324

Noris Medical's CAD/CAM libraries are available for the following software: exocad, 3Shape, Dental Wings and others. The most current libraries can be found in Noris Medical's website.

exocad 3shape dental wings RealGUIDE™ hypsocad

CAD/CAM COMPONENTS | TI-BASES FOR MULTI-UNIT

DESIGN FEATURES	• Only for screw retained restorations • Large bonding surface for stability and reliable adhesion
MATERIAL	Titanium Alloy (Ti-6Al-4V ELI)

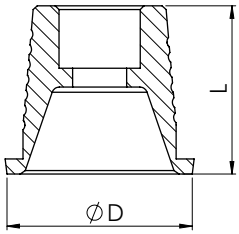

ORDERING INFORMATION

Multi-Unit Titanium Base	Ø D (mm)	L (mm)	Ref. No
	4.9	4.5	NM-C7124

Multi-Unit Titanium Base for Immediate Loading	Ø D (mm)	L (mm)	Ref. No
	5.2	4.5	NM-C7126
	Included with the product above & available separately		NM-S7102

Noris Medical's CAD/CAM libraries are available for the following software: exocad, 3Shape, Dental Wings and others. The most current libraries can be found in Noris Medical's website.

exocad 3shape dental wings RealGUIDE™ hypsocad

CAD/CAM COMPONENTS | DIGITAL ANALOGS



DESIGN FEATURES	• Analog body and screw • Implant and multi-unit
CLINICAL BENEFITS	• Accurate and decisive fit in printed model • Removable • Reusable
MATERIAL	• Body: Stainless Steel • Screw: Titanium Alloy (Ti-6Al-4V ELI)

ORDERING INFORMATION

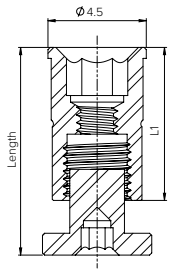

Digital Analog	Ø D (mm)	L (mm)	L1 (mm)	Ref. No
	4.5	9.5	7	NMDT6004

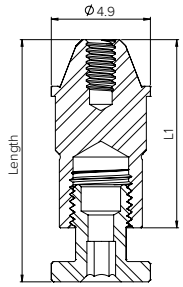

Digital Analog for Multi-Unit	Ø D (mm)	L (mm)	L1 (mm)	Ref. No
	4.9	12	9	NMDT7151

Noris Medical's CAD/CAM libraries are available for the following software: exocad, 3Shape, Dental Wings and others. The most current libraries can be found in Noris Medical's website.

exocad 3shape dental wings RealGUIDE™ hypsocad

INSTRUMENTS

Noris Medical Instruments were designed for high performance and simplicity of use, supporting the dental practitioner's needs.

DRILLS

64 DRILLS & TOOLS INDEX
65 STANDARD DRILLS
65 SHORT DRILLS
66 STEP DRILLS
67 BONE PROFILER MILL
67 GUIDED PIN FOR BONE PROFILER MILL
67 TISSUE PUNCH
68 COUNTERSINK DRILLS
68 MARKING DRILL
68 NARROW DRILLS
68 TREPHINE DRILLS
68 EXTENSION DRILL
68 BONE SCREW DRILL

ZYGOMATIC DRILLS

69 ZYGOMATIC STEP DRILLS
69 ZYGOMATIC BURRS
69 DEPTH PROBE

PTERYGOID IMPLANTS INSTRUMENTS

70 LONG DRILLS
70 OSTEOTOMES

IMPLANT DRIVERS

71 RATCHET DRIVERS
71 RATCHET ONE PIECE DRIVERS
71 MOTOR MOUNT DRIVERS
71 ONE PIECE MOTOR MOUNT DRIVERS

PROSTHETIC DRIVERS

72 RATCHET DRIVERS
72 MANUAL DRIVERS
72 MOTOR MOUNT DRIVERS

MULTI-UNIT & VERI-CONNECT DRIVERS

73 MULTI-UNIT RATCHET DRIVERS
73 MULTI-UNIT MOTOR MOUNT DRIVERS
73 STAR HEX. RATCHET DRIVERS
73 STAR HEX. MANUAL DRIVERS
73 STAR HEX. MOTOR MOUNT DRIVERS

HAND INSTRUMENTS

74 HAND INSTRUMENTS
74 DEPTH PROBE
75 OSTEOTOMY GUIDE PINS
76 IMPLANT GUIDE PINS

INSTRUMENTS | DRILLS & TOOLS INDEX

SURGICAL STAINLES STEEL

STANDARD / SHORT	LONG	STEP	COMPLEMENTARY DRILLING INSTRUMENTS
			

DRILLS DIAMETER COLOR CODE

- Ø 2.0
- Ø 2.8
- Ø 3.2
- Ø 3.65
- Ø 4.2
- Ø 5.2

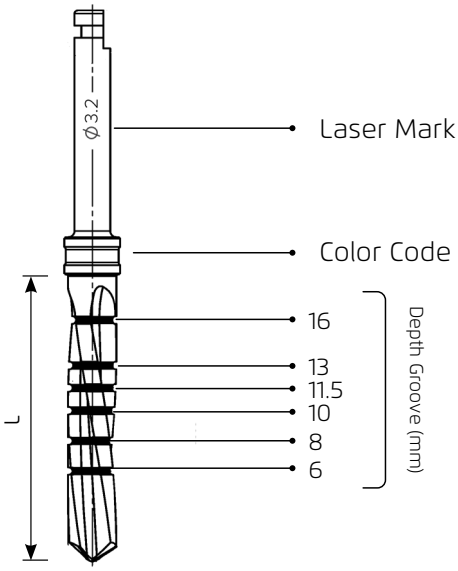

INSTRUMENTS | DRILLS

STANDARD DRILLS

Ø D (mm)	L (mm)	REF. NO	
2.0	19	NMCD1220	
2.5		NMCD1225	
2.8		NMCD1228	
3.2		NMCD1232	
3.65		NMCD1236	
4.2		NMCD1242	
5.2		NMCD1252	

SHORT DRILLS

Ø D (mm)	L (mm)	REF. NO	
2.0	13	NM-D1420	
2.8		NM-D1428	
3.2		NM-D1432	
3.65		NM-D1436	
4.2		NM-D1442	
5.2		NM-D1452	

INSTRUMENTS | DRILLS

STEP DRILLS

Ø D (mm)	L mm)	Ref. No	
2.8-3.2	19	NMSD4032	
3.2-3.65		NMSD4036	
3.65-4.2		NMSD4042	
4.2-5.2		NMSD4052	

DRILLS DIAMETER COLOR CODE

- Ø 2.0
- Ø 2.8
- Ø 3.2
- Ø 3.65
- Ø 4.2
- Ø 5.2

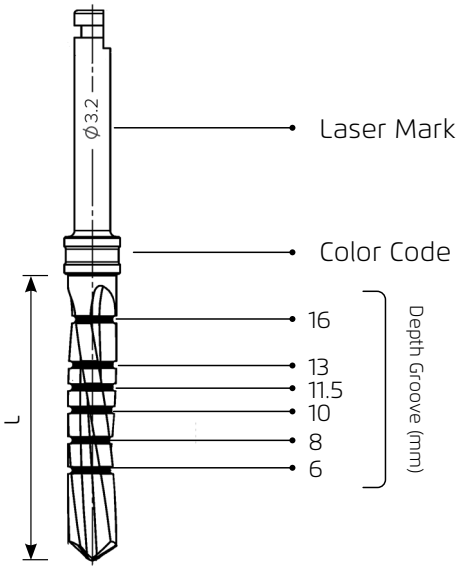

INSTRUMENTS

BONE PROFILERS

BONE PROFILER MILL

Ø D (mm)	Angle (⁰)	Ref. No	
4.0	90	NM-D3371	
5.0	30	NM-D3372	
6.5	45	NM-D3373	

GUIDED PIN FOR BONE PROFILER MILL

Ø D (mm)		Ref. No	
2.4		NM-X3370	

TISSUE PUNCH

Ø D (mm)	L (mm)	Ref. No	
4.4	15	NM-D2642	
			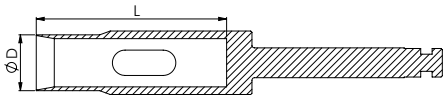
4.4	10	NM-D2644	
			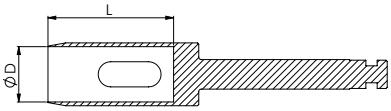
5.0	10	NM-D2650	
			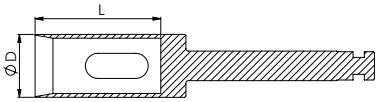

INSTRUMENTS | DRILLS

COUNTERSINK DRILLS

Ø D (mm)	Ref. No	
3.75-4.2	NMCD1034	
5.0-6.0	NMCD1056	

MARKING DRILL

Ø D (mm)	Ref. No	
1.9	NM-D3410	

NARROW DRILLS

Ø D (mm)	Ref. No	
1.2	NMCD2312	
1.5	NMCD2315	

TREPHINE DRILLS

Ø D (mm)	Ref. No	
3.0-4.0	NM-D2030	
4.0-5.0	NM-D2040	
5.0-6.0	NM-D2050	

EXTENSION DRILL

Ø D (mm)	Ref. No	
-	NM-D3412	

BONE SCREW DRILL

Ø D (mm)	L (mm)	Ref. No	
1.2	28	NM-D2408	
1.2	32	NM-D2412	

INSTRUMENTS | ZYGOMATIC

ZYGOMATIC PILOT DRILL

Ø D (mm)	L (mm)	Ref. No
2.0	45	NMCD4520

ZYGOMATIC STEP DRILLS

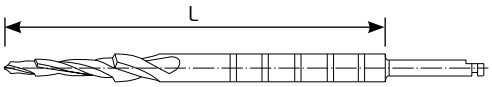

Ø D (mm)	L (mm)	Drill No.	Ref. No
2.0/2.5/3.0/4.2	40	1	NM-D7520
	50		NM-D7620
	60		NM-D7020
	80		NM-D7120
2.8/3.0/4.2	40	2	NM-D7528
	50		NM-D7628
	60		NM-D7028
	80		NM-D7128
2.8/3.2/4.2	40	3	NM-D7532
	50		NM-D7632
	60		NM-D7032
	80		NM-D7132



ZYGOMATIC DIAMOND BURRS

Type	Ø D (mm)	L (mm)	Ref. No
Fine Grit	4.2	30	NM-D7201
Medium Grit			NM-D7202
Coarse Grit			NM-D7203
Ball			NM-D7501



DEPTH PROBE **
NM-X1028

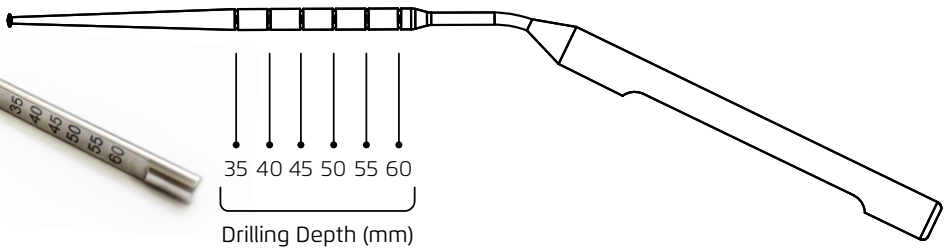

** This device is intended for indication/orientation only, the measurement is approximate (mm is approximate).

INSTRUMENTS | LONG DRILLS

LONG DRILLS

Ø D (mm)	L (mm)	Ref. No	
2.0	26	NMCD2320	
2.0-3.2	27	NMCD4032	

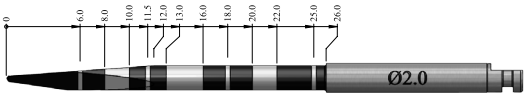

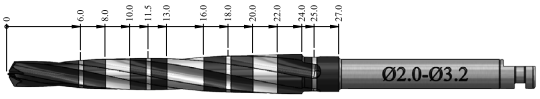

Ø D (mm)	L (mm)	Ref. No	
2.3	43	NM-D7423	
2.8	43	NM-D7428	
3.2	43	NM-D7432	
3.65	43	NM-D7436	

DIAMETER COLOR CODE

- Ø 2.3
- Ø 2.8
- Ø 3.2
- Ø 3.65

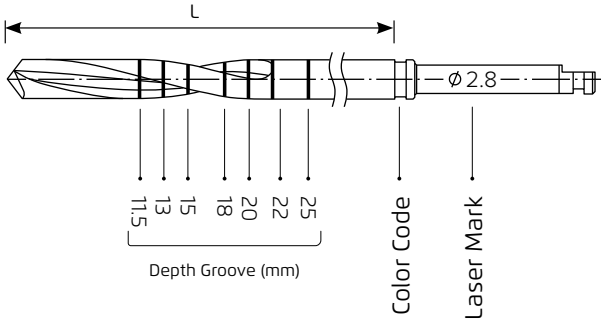

OSTEOTOMES

Ø D (mm)	Ref. No	
2.0	NM-X3001	
3.0	NM-X3002	

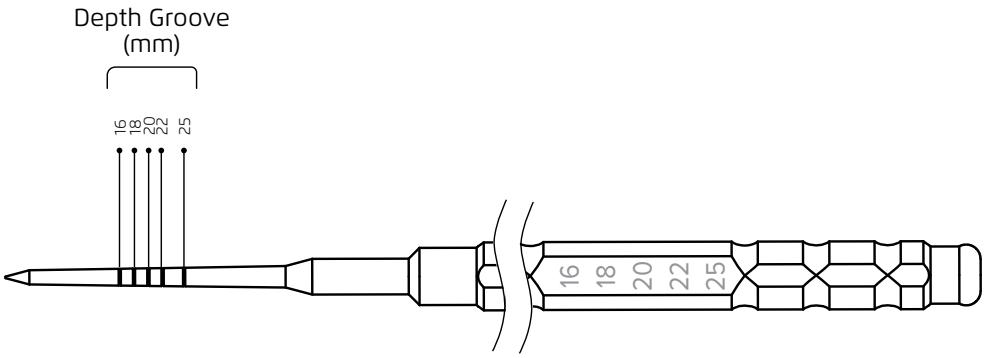

INSTRUMENTS | IMPLANT DRIVERS

RATCHET DRIVERS ⬡ 2.42mm

L (mm)	Ref. No
7	NMHX2607
10	NMHX2610
15	NMHX2615
20	NMHX2620
40	NMHX2640



RATCHET ONE PIECE DRIVERS ⊡

L (mm)	⊡ D (mm)	Ref. No
10	1.7	NM-X2415
6	2.15	NM-X1018
10	2.15	NM-X1019
20	2.15	NM-X1720

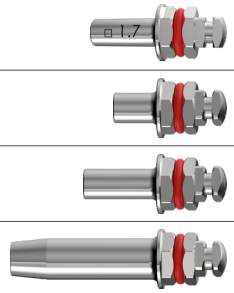

MOTOR MOUNT DRIVERS ⬡ 2.42mm

L (mm)	Ref. No
20	NMHX1014
28	NMHX1015



ONE PIECE MOTOR MOUNT DRIVERS ⊡

L (mm)	⊡ D (mm)	Ref. No
20	1.7	NM-X1520
20	2.15	NM-X1620



INSTRUMENTS | PROSTHETIC DRIVERS

RATCHET DRIVERS ⬡ 1.25mm

L (mm)	Ref. No	
7	NM-X1207	
10	NM-X1210	
15	NM-X1215	

MANUAL DRIVERS ⬡ 1.25mm

L (mm)	Ref. No	
7	NM-X1006	
14	NM-X1007	
20	NM-X1011	

MOTOR MOUNT DRIVERS ⬡ 1.25mm

L (mm)	L1 (mm)	Ref. No	
20	7	NM-X1008	
25	12	NM-X1009	
35	22	NM-X1010	

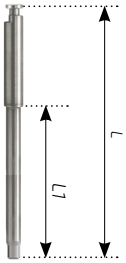

INSTRUMENTS | PROSTHETIC DRIVERS

MULTI-UNIT RATCHET DRIVERS ⬡ 2.0mm

L (mm)	Ref. No	
6	NM-X1016	
10	NM-X1017	

MULTI-UNIT MOTOR MOUNT DRIVERS ⬡ 2.0mm

L (mm)	Ref. No	
20	NM-X1120	
25	NM-X1125	

STAR HEX. RATCHET DRIVERS ✡ 1.25mm

L (mm)	Ref. No	
7	NM-X7307	
10	NM-X7310	
15	NM-X7315	

STAR HEX. MANUAL DRIVERS ✡ 1.25mm

L (mm)	Ref. No	
7	NM-X7006	
14	NM-X7007	
20	NM-X7011	

STAR HEX. MOTOR MOUNT DRIVERS ✡ 1.25mm

L (mm)	L1 (mm)	Ref. No	
20	7	NM-X7008	
25	12	NM-X7009	
35	22	NM-X7010	

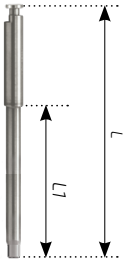

MANUAL INSTRUMENTS

HAND INSTRUMENTS

	Ref. No	
Torque Ratchet	NM-X1021	
Pro Rachet Torque	NM-X1050	
Surgical Screw Driver	NM-X1023	
Mallet	NM-X1060	

Depth Probe NM-X1025

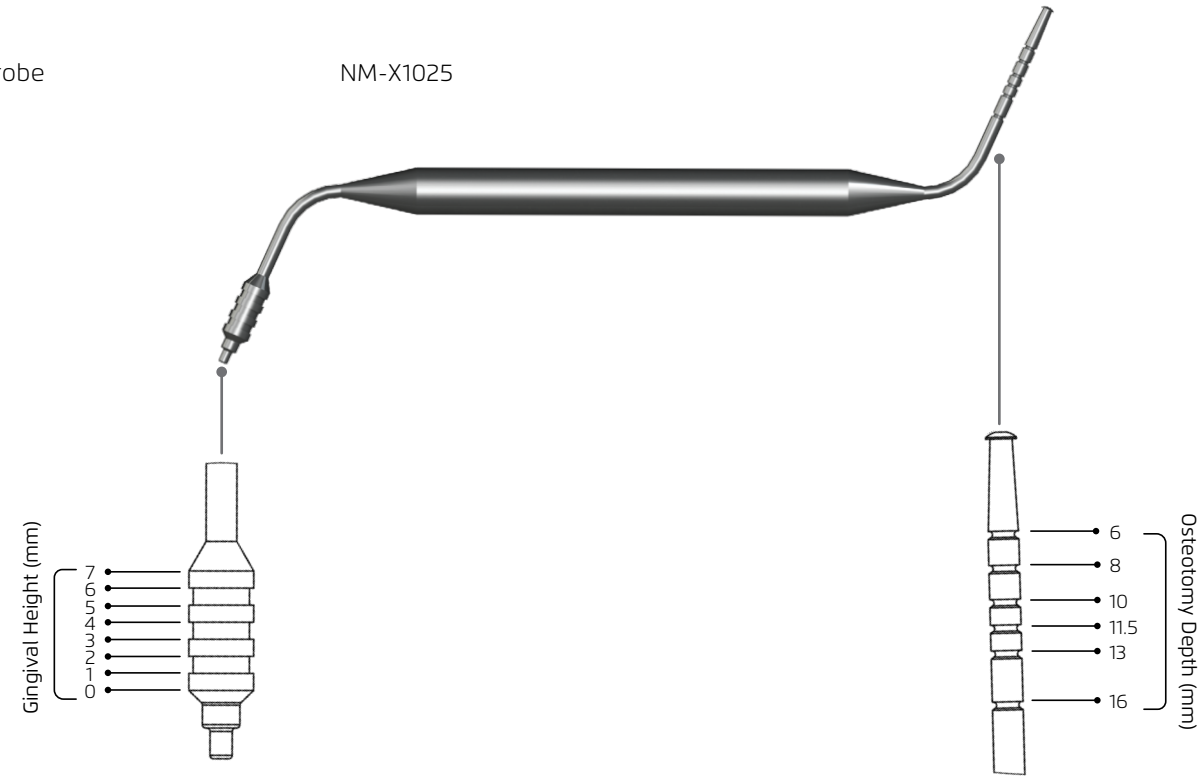

The product is intended solely for indication purposes; the depth markings are approximate (mm is an estimation).

INSTRUMENTS | OSTEOTOMY GUIDE PINS

ANGULATED GUIDE PIN Ø2.0 mm FOR BONE DRILLED OSTEOTOMY

Angle	L (mm)	Ref. No	
17°	10	NM-X1302	
17°	16	NM-X1312	
30°	10	NM-X1304	
30°	16	NM-X1314	
45°	10	NM-X1305	
45°	16	NM-X1315	

STRAIGHT GUIDE PIN Ø2.0mm FOR BONE DRILLED OSTEOTOMY

L (mm)	Ref. No	
10	NM-X1026	
16	NM-X1027	

INSTRUMENTS | IMPLANT GUIDE PINS

ANGULATED GUIDE PIN FOR INTERNAL HEX. IMPLANTS

Angle	Ref. No	
17°	NM-X1402	
30°	NM-X1404	
45°	NM-X1405	
52°	NM-X1406	
60°	NM-X1407	

SURGICAL SETS

Noris' Surgical Sets were organized for Efficiency and Simplicity

78	PREMIUM SURGICAL SET BOX	NMCX2111
79	MINI SURGICAL SET BOX	NMCX2210
80	ZYGOMATIC SURGICAL SET	NM-X2118
81	PREMIUM ZYGOMATIC SURGICAL SET	NM-X2119
82	PTERYGOID SURGICAL SET	NM-X2250
83	EZgoma® SURGICAL SET	NM-X2230
84	EZGUIDE™ GUIDED SURGERY SET	NM-X2240

SETS | PREMIUM SURGICAL SET BOX

NMCX2111

SET NMCX2111
CONTAINS:

Drill, ø2.0mm	NMCD1220
Drill, ø2.8mm	NMCD1228
Drill, ø3.2mm	NMCD1232
Drill, ø3.65mm	NMCD1236
Drill, ø4.2mm	NMCD1242
Drill, ø5.2mm	NMCD1252
Countersink, ø3.8-4.2mm	NMCD1034
Countersink, ø5.0-6.0mm	NMCD1056
Marking Drill	NM-D3410
Drill Extension	NM-D3412
Driver ⬡1.25mm, L 7mm	NM-X1207

Driver ⬡1.25mm, L 15mm	NM-X1215
Driver ⬡2.42mm, L 7mm	NMHX2607
Driver ⬡2.42mm, L 15mm	NMHX2615
Motor Mount ⬡1.25, L 20mm	NM-X1008
Motor Mount ⬡2.42, L 20mm	NMHX1014
Motor Mount ⬡2.42, L 28mm	NMHX1015
Torque Ratchet	NM-X1021
Guide Pin, L 10mm - 2 Pcs.	NM-X1026
Guide Pin, L 16mm - 2 Pcs.	NM-X1027
Depth Probe	NM-X1025
Hand Driver ⬡1.25, L 14mm	NM-X1007

SETS | MINI SURGICAL SET BOX

NMCX2210

SET NMCX2210
CONTAINS:

Drill, ø2.0mm	NMCD1220
Drill, ø2.8mm	NMCD1228
Drill, ø3.2mm	NMCD1232
Drill, ø3.65mm	NMCD1236
Drill, ø4.2mm	NMCD1242
Torque Ratchet	NM-X1021
Drill, Countersink, ø3.8-4.2mm	NMCD1034

Marking Drill	NM-D3410
Guide Pin, L 10mm	NM-X1026
Guide Pin, L 16mm	NM-X1027
Driver ⬡1.25mm, L 15mm	NM-X1215
Driver ⬡2.42mm, L 15mm	NMHX2615
Motor Mount ⬡1.25, L 22mm	NM-X1008
Motor Mount ⬡2.42, L 28mm	NMHX1015

SETS | ZYGOMATIC SURGICAL SET

NM-X2118

Zygomatic Surgical Set NM-X2118
CONTAINS:

Step Drill for Zygoma {1} ø2.0/ø2.5/ø3.0, L60mm	NM-D7020
Step Drill for Zygoma {2} ø2.8/ø3.0, L60mm	NM-D7028
Step Drill for Zygoma {3} ø2.8/ø3.2, L60mm	NM-D7032
Step Drill for Zygoma {1} ø2.0/ø2.5/ø3.0, L80mm	NM-D7120
Step Drill for Zygoma {2} ø2.8/ø3.0, L80mm	NM-D7128
Step Drill for Zygoma {3} ø2.8/ø3.2, L80mm	NM-D7132
Diamond Burr, ø4.2mm, L30mm, Fine	NM-D7201
Diamond Burr, ø4.2mm, L30mm, Medium	NM-D7202
Diamond Burr, ø4.2mm, L30mm, Coarse	NM-D7203
Depth Probe 35mm to 60mm	NM-X1028
Driver Hex 2.4mm, L20mm	NMHX2620
Driver Hex 1.25mm, L10mm	NM-X1210
Hand driver Star-Hex1.25, L14mm	NM-X7007

SETS | PREMIUM ZYGOMATIC SURGICAL SET

NM-X2119

SURGICAL SET FOR ZYGOMA PREMIUM NM-X2119
CONTAINS:

Step Drill for Zygoma {1} ø2.0/ø2.5/ø3.0, L40mm	NM-D7520
Step Drill for Zygoma {2} ø2.8/ø3.0, L40mm	NM-D7528
Step Drill for Zygoma {3} ø2.8/ø3.2, L40mm	NM-D7532
Step Drill for Zygoma {1} ø2.0/ø2.5/ø3.0, L50mm	NM-D7620
Step Drill for Zygoma {2} ø2.8/ø3.0, L50	NM-D7628
Step Drill for Zygoma {3} ø2.8/ø3.2 L50mm	NM-D7632
Step Drill for Zygoma {1} ø2.0/ø2.5/ø3.0, L60mm	NM-D7020
Step Drill for Zygoma {2} ø2.8/ø3.0, L60mm	NM-D7028
Step Drill for Zygoma {3} ø2.8/ø3.2, L60mm	NM-D7032
Step Drill for Zygoma {1} ø2.0/ø2.5/ø3.0, L80mm	NM-D7120
Step Drill for Zygoma {2} ø2.8/ø3.0, L80mm	NM-D7128
Step Drill for Zygoma {3} ø2.8/ø3.2, L80mm	NM-D7132
Marking-Drill	NM-D3410
Diamond Ball Burr ø4.2mm, L30mm	NM-D7501

Diamond Burr, ø4.2mm, L30mm, Medium, Black	NM-D7202
Diamond Burr ø4.2mm, L30mm, Coarse, Blue	NM-D7203
Motor Mount Hex 2.42, L20mm	NMHX1014
Motor Mount Hex 2.42, L28mm	NMHX1015
Depth Probe 35mm to 60mm	NM-X1028
Driver Hex 1.25mm, L15mm	NM-X1215
Hand driver Star-Hex 1.25, L14mm	NM-X7007
Motor Mount, Star-Hex 1.25mm, L25mm	NM-X7009
Driver Star Hex 1.25mm, L15mm	NM-X7315
Driver Hex 2.4mm, L10mm, Self Holding	NMHX2610
Driver Hex 2.4mm, L20mm, Self Holding	NMHX2620
Surgical screw driver long	NM-X1023
Torque Rachet	NM-X1021

SETS | PTERYGOID SURGICAL SET

NM-X2250

SURGICAL SET FOR PTERYGOID
CONTAINS:

Drill, ø2.0, L25mm, DLC, SS.	NMCD2320
Conical Drill, ø2.0-ø3.2mm, L25mm, DLC, SS.	NMCD4032
Drill, ø3.2mm, Length 43.0mm, SS.	NM-D7432
Osteotom 2.0 mm, SS	NM-X3001
Osteotom 3.0 mm, SS	NM-X3002
Driver Hex 2.42mm, L15.0mm, Self Holding, SS	NMHX2615
Driver Hex 2.42mm, L40.0mm, Self Holding, SS	NMHX2640

Motor Mount Hex 2.42, L28.0mm, Self Holding, SS.	NMHX1015
Driver Hex 1.25mm, Length 15.0mm, SS.	NM-X1215
Hand driver Star-Hex 1.25, Length 20.0mm, SS.	NM-X7011
Motor Mount Hex 1.25, Length 35.0mm, SS.	NM-X1010
Drill Extension, SS.	NM-D3412
Torque ratchet	NM-X1021
Surgical screw driver long	NM-X1023

SETS | EZgoma® SURGICAL SET

NM-X2230

SURGICAL SET FOR EZgoma® NM-X2230
CONTAINS:

Bone Screw Drill, ø1.2, L28mm, Depth 8mm, SS	NM-D2408
Bone Screw Drill, ø1.2, L32mm, Depth 12mm, SS	NM-D2412
Stop Drill, ø4.2, L15.0mm, SS	NM-D2515
Drill-Extension-SS	NM-D3412
Zygoma Drill-C2, L60mm, ø3.0, Step 20mm, SS	NM-D7002
Diamond Burr, ø4.2mm, L30mm, Coarse, Drill Tip	NM-D7211
Diamond Burr, ø4.2mm, L40mm, Coarse, Drill Tip	NM-D7212
Diamond Burr, ø5.2mm, L10mm	NM-D7221
Diamond Burr, ø5.2mm, L15mm	NM-D7222
Diamond Burr, ø5.2mm, L20mm	NM-D7223
Stopper Drill, ø2.8, Std, L40.0mm, SS	NM-D7328
Diamond Ball Burr, ø4.2mm, L30mm	NM-D7501
Zygoma Drill-C1, L40mm, ø4.2, SS	NM-D7542
Zygoma Drill-C2, L50mm, ø3.0, Step 20mm, SS	NM-D7602
Zygoma Drill-C1, L50mm, ø4.2, SS	NM-D7642
Zygoma Drill-C2, L40mm, ø3.0, Step 10mm, SS	NM-D7701
Zygoma Drill-C2, L40mm, ø3.0, Step 20mm, SS	NM-D7702
Bone Screwdriver	NM-X1040
Mount, Bone Screw driver, Star-Hex 1.25, L50, SS	NM-X1041
Driver Hex 2.4mm, L20.0mm, SS	NMHX2620

Positioning pin for Driver, SS	NM-X2701
Extraction pin, SS	NM-X2702
Driver Hex 2.4mm, Dia 4.2mm, L10mm, SS	NM-X2710
Driver Hex 2.4mm, Dia 4.2mm, L15mm, SS	NM-X2715
Driver Hex 2.4mm, Dia 4.2mm, L20mm, SS	NM-X2720
Motor Mount, Star-Hex 1.25mm, L25.0mm, SS	NM-X7009
Motor Mount Hex 2.42, L28.0mm, Self Holding, SS	NMHX1015
Drill Stopper,ID ø4.2, IL10.0mm, SS	NMSD2510
Drill Stopper,ID ø2.8, IL18.0mm, SS	NMSD7318
Drill Stopper,ID ø2.8, IL20.0mm, SS	NMSD7320
Drill Stopper,ID ø2.8, IL22.0mm, SS	NMSD7322
Drill Stopper,ID ø2.8, IL25.0mm, SS	NMSD7325
Diamond Burr, ø5.2mm, Dia 3mm extender.	NMXD7220
Spoon ID 2.8, OD 4.2, L12.0, No Sholder, SS.	NM-X7228
Spoon ID 3.0, OD 4.2, L6, No Sholder, SS.	NM-X7230
Bone Screw ø1.6 L8.0mm, Ti.	NMBS1608
Bone Screw ø1.6 L10.0mm, Ti.	NMBS1610
Bone Screw ø1.6 L12.0mm, Ti.	NMBS1612
Bone Screw ø1.8 L8.0mm, Ti.	NMBS1808
Bone Screw ø1.8 L10.0mm, Ti.	NMBS1810
Bone Screw ø1.8 L12.0mm, Ti.	NMBS1812

SETS | EZGUIDE™ GUIDED SURGERY SET

NM-X2240 - ALL TOOLS
NM-X2242 - CLASSIC
NM-X2243 - CLASSIC + LONG
NM-X2244 - CLASSIC + PTERYGOID

GUIDED SURGERY SET FOR EZGUIDE™ CONTAINS:

CLASSIC	
Tissue Punch, ø4.4, L10, SS.	NM-D2644
Tissue Punch, ø5.0, L10, SS.	NM-D2650
Bone Mill, ø5.0, L10, SS.	NM-D3350
Bone Mill, ø4.0, L10, SS.	NM-D3351
EZguide Drill, ø2.0/ø1.6, L16.0mm, SS.	NMAD1615
EZguide Stop Drill, ø2.0, L19.0mm, SS.	NMAD1920
EZguide Stop Drill, ø2.0, L16.0mm, SS.	NMBD1620
EZguide Stop Drill, ø2.0, L18.0mm, SS.	NMBD1820
EZguide Stop Drill, ø2.0, L20.0mm, SS.	NMBD2020
EZguide Stop Drill, ø2.0, L21.5mm, SS.	NMBD2120
EZguide Stop Drill, ø2.0, L23.0mm, SS.	NMBD2320
EZguide Stop Drill, ø2.0, L26.0mm, SS.	NMBD2620
EZguide Stop Drill, ø2.8, L16.0mm, SS.	NMBD1628
EZguide Stop Drill, ø2.8, L18.0mm, SS.	NMBD1828
EZguide Stop Drill, ø2.8, L20.0mm, SS.	NMBD2028
EZguide Stop Drill, ø2.8, L21.5mm, SS.	NMBD2128
EZguide Stop Drill, ø2.8, L23.0mm, SS.	NMBD2328
EZguide Stop Drill, ø2.8, L26.0mm, SS.	NMBD2628
EZguide Stop Drill, ø3.2/ø2.8, L16.0mm, SS.	NMBD1632
EZguide Stop Drill, ø3.2/ø2.8, L18.0mm, SS.	NMBD1832
EZguide Stop Drill, ø3.2/ø2.8, L20mm, SS.	NMBD2032
EZguide Stop Drill, ø3.2/ø2.8, L21.5mm, SS.	NMBD2132
EZguide Stop Drill, ø3.2/ø2.8, L23.0mm, SS.	NMBD2332
EZguide Stop Drill, ø3.2/ø2.8, L26.0mm, SS.	NMBD2632
EZguide Stop Drill, ø3.65/ø3.2, L16.0mm, SS.	NMBD1636
EZguide Stop Drill, ø3.65/ø3.2, L18.0mm, SS.	NMBD1836
EZguide Stop Drill, ø3.65/ø3.2, L20mm, SS.	NMBD2036
EZguide Stop Drill, ø3.65/ø3.2, L21.5mm, SS.	NMBD2136
EZguide Stop Drill, ø3.65/ø3.2, L23.0mm, SS.	NMBD2336
EZguide Stop Drill, ø3.65/ø3.2, L26.0mm, SS.	NMBD2636
EZguide Stop Drill, ø4.2/ø3.65, L16.0mm, SS.	NMBD1642
EZguide Stop Drill, ø4.2/ø3.65, L18.0mm, SS.	NMBD1842
EZguide Stop Drill, ø4.2/ø3.65, L20mm, SS.	NMBD2042
EZguide Stop Drill, ø4.2/ø3.65, L21.5mm, SS.	NMBD2142
EZguide Stop Drill, ø4.2/ø3.65, L23.0mm, SS.	NMBD2342
EZguide Stop Drill, ø4.2/ø3.65, L26.0mm, SS.	NMBD2642
EZguide Stop Drill, ø4.8/ø4.0, L16.0mm, SS.	NMBD1648
EZguide, Driver 2.42, ø5.0, L10, Long, SS.	NM-X2851
EZguide, Driver 2.42, ø5.0, L10, Short, SS.	NM-X2850
EZguide, Driver Extraction Screw, L27.5mm, Ti.	NM-X2802
EZguide, Driver Extraction Screw, L22mm, Ti.	NM-X2801
EZguide, Mono Driver, ø5.0, L10, SS.	NM-X2852
Motor Mount, Hex 4.7, EZguide Drivers, SS.	NM-X1013
Driver Extender, EZguide Drivers, Hex 4.7, SS.	NM-X1113
Driver Hex 1.25mm, L15.0mm, SS.	NM-X1215
EZguide Fixation Pin, ø1.9, L20, SS.	NM-X2902
EZguide Oclusal Fixation Screw, D5.0, L10, SS.	NM-X2910
LONG - Optional Drills for 18mm Implants	
Torque Ratchet	NM-X1021
EZguide Stop Drill, ø2.0, L28.0mm, SS.	NMBD2820
EZguide Stop Drill, ø2.8, L28.0mm, SS.	NMBD2828
EZguide Stop Drill, ø3.2/ø2.8, L28.0mm, SS.	NMBD2832
EZguide Stop Drill, ø3.65/ø3.2, L28.0mm, SS.	NMBD2836
PTERYGOID - Optional Pterygoid Implants Instruments	
Spoon ID ø2.8, OD ø5.0, L12.0, SS.	NM-X7228
Tissue Punch, ø4.4, L15, SS.	NM-D2642
Bone Mill, ø4.2, L15, SS.	NM-D3352
Stopper Drill, ø2.8, Std, L40.0mm, SS.	NM-D7328
Drill Stopper ,ID ø2.8, IL18.0mm, SS.	NMSD7318
Drill Stopper ,ID ø2.8, IL20.0mm, SS.	NMSD7320
Drill Stopper ,ID ø2.8, IL22.0mm, SS.	NMSD7322
Drill Stopper ,ID ø2.8, IL25.0mm, SS.	NMSD7325
EZguide, Driver 2.42, ø5.0, L15, Pterygoid, SS.	NM-X2841
EZguide, Driver Extraction Screw, L32.5mm,Ti.	NM-X2803

DIGITAL SOLUTIONS

Noris Digital delivers a complete, end-to-end digital workflow for surgical guides, designed to simplify treatment and deliver beautiful smiles with precision and predictability. Our flexible, fully customized digital services are tailored to support the growth and development of your practice.

By reducing chair time through immediate treatment protocols, Noris Digital increases clinical efficiency and confidence in implant placement. Advanced planning, premium instrumentation, and fully guided surgery ensure predictable outcomes every time.

NORIS DIGITAL – SIMPLY MAKE IT EASIER FOR YOU.

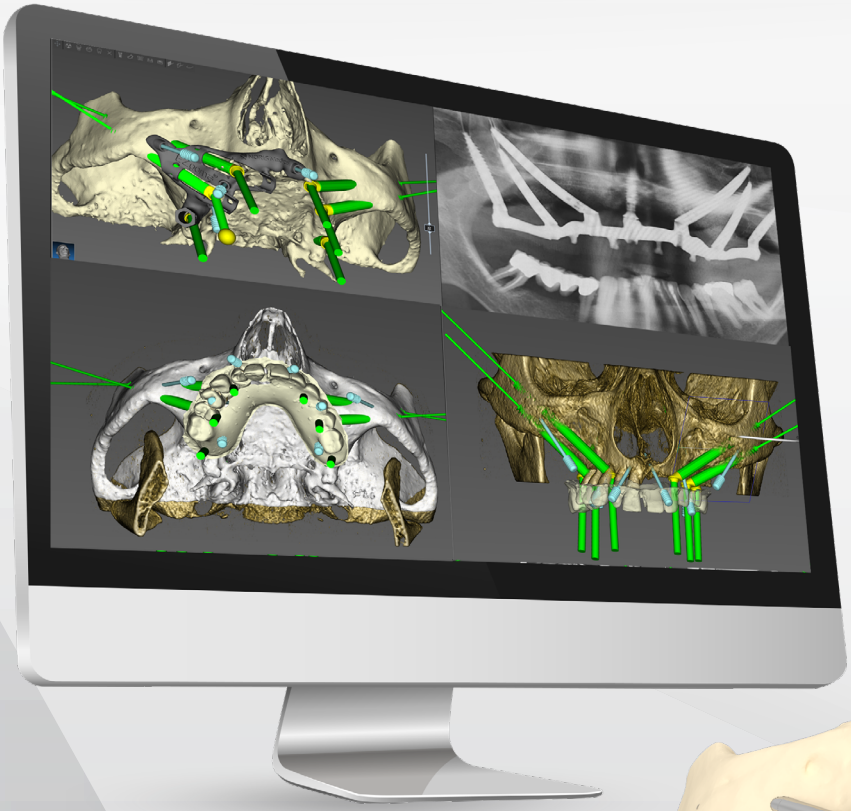

86 INTRODUCTION

EZgoma® GUIDED SURGICAL SOLUTION

89 OVERVIEW

89 CHALLENGES ADDRESSED

90 SURGICAL GUIDE CONSTRUCTION PROCESS

90 BENEFITS

EZguide™ GUIDED SURGICAL SOLUTION

92 OVERVIEW

92 CHALLENGES ADDRESSED

93 BENEFITS

Noris Digital solutions
For Labs and Dentists

We can make it easy!

Noris Digital supports clinicians with a streamlined, fully digital workflow that enhances surgical outcomes while minimizing complexity.

Simply make it easier for you!

SCANNING
The clinician sends DICOM files (CT/CBCT scans) to Noris Digital.

PLANNING
Noris Digital provides expert consultation and treatment planning using our proprietary EZplan™ software.

DESIGNING
Based on the approved plan, Noris designs a surgical guide—either **EZguide™** (standard) or **EZgoma®** (for advanced cases). Guides are available in high-grade Titanium (premium) or **Biocompatible Surgical Polymer** (standard).

MANUFACTURING
The guide is printed, quality-checked, and shipped in the specialized **EZbox** packaging for safe delivery.

SURGICAL & PROSTHETIC SUPPORT
Noris provides customized kits, including the **EZguide™** or **EZgoma®** surgical sets and our CAD/CAM prosthetic components, enabling a seamless, efficient, and fully integrated solution.

Easy Planning with EZplan

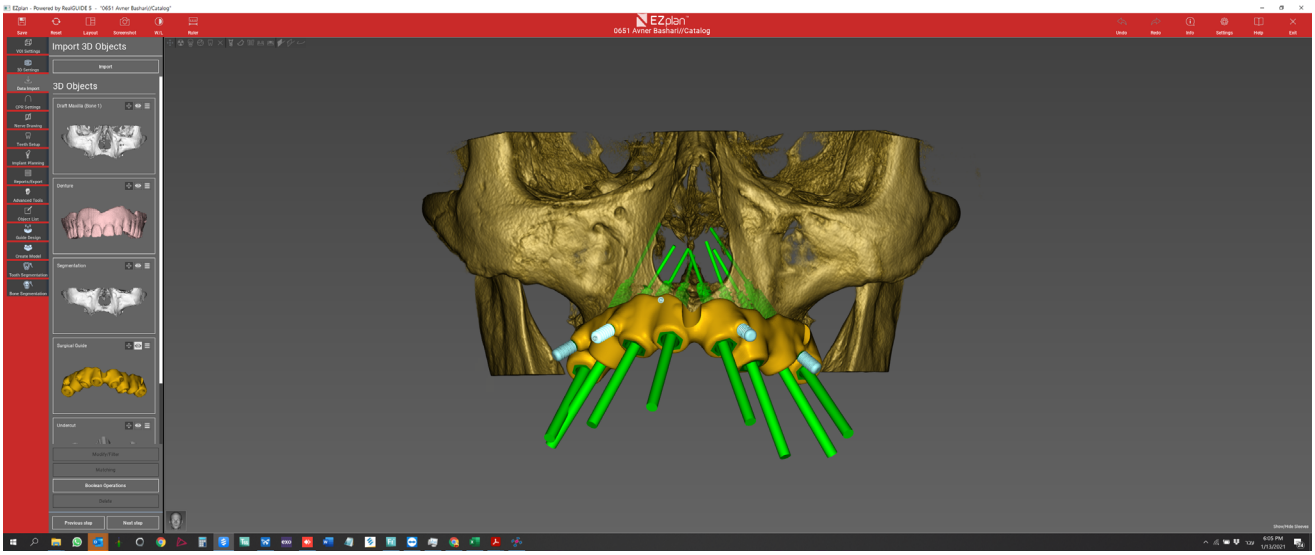

EZplan

Software for Implant positioning and Surgical Guides design.

Dentist uses EZplan OR 3rd party software for planning
(i.e. 3Shape, Exoplan, Simplant, etc.)

Type of guides supported in the software:

- ***TEETH SUPPORTED***
- ***SOFT TISSUE SUPPORTED***
- ***BONE SUPPORTED***

EZgoma®

THE FUTURE IS EASY

Guided Zygomatic & Pterygoid Surgery

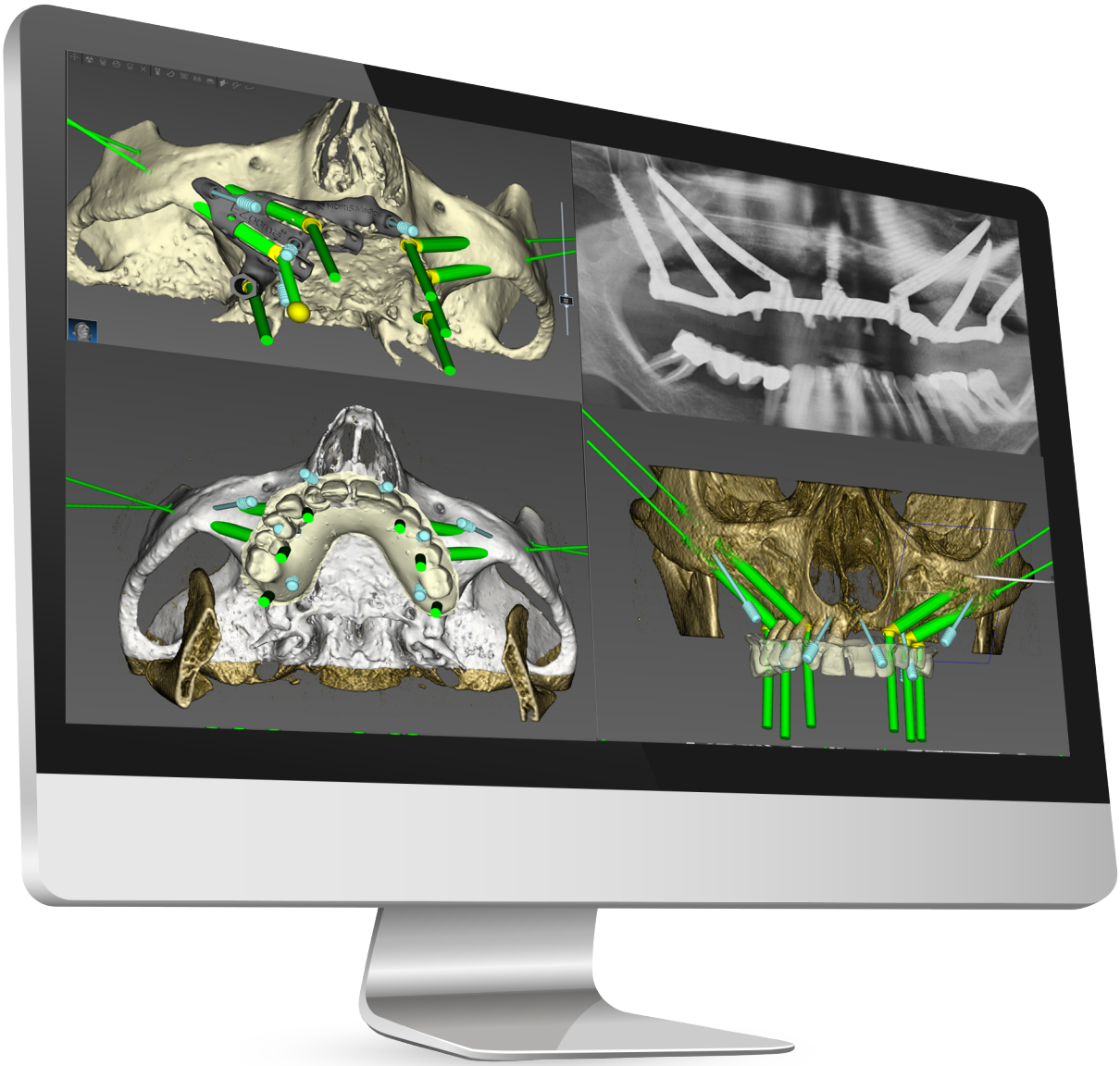

DIGITAL SOLUTIONS | EZgoma®

Let Noris Make the guide, so you can Go and execute the surgical work flow and have an "easy" case.....EZgoma®

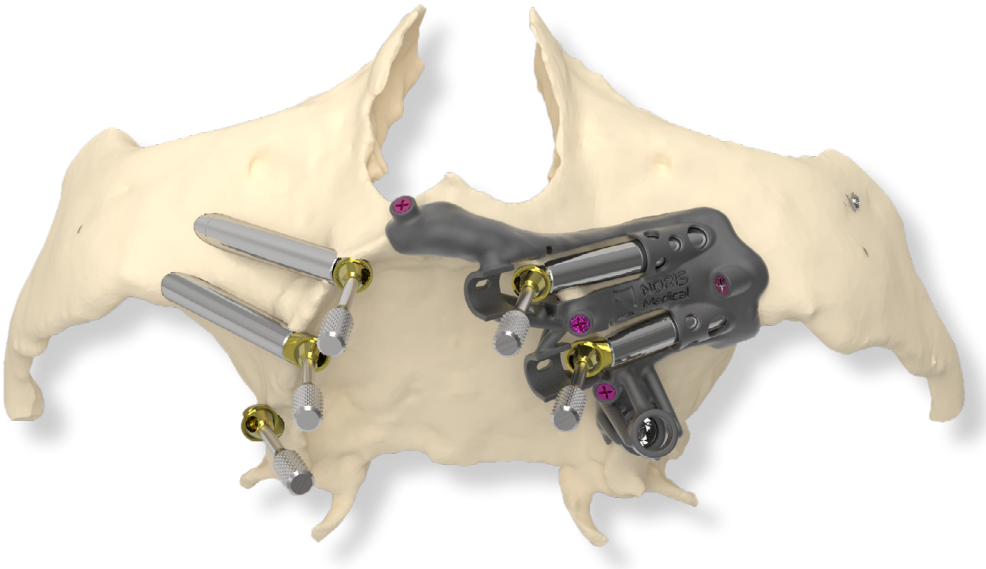

Overview

EZgoma® is Noris Medical's patented, first-of-its-kind surgical guide system engineered for **zygomatic and pterygoid implant procedures**. This innovative solution enables clinicians to plan and perform these complex surgeries with maximum precision—moving from freehand to guided execution based on the patient's CT scan and anatomical data.

Each **EZgoma®** guide is custom-designed in **Titanium**, ensuring a secure fit to the maxilla and superior stability during surgery. The guide is used in conjunction with the dedicated **EZgoma® Surgical Set** to ensure precise depth, angulation, and positioning of each osteotomy.

Challenges addressed

Zygomatic and pterygoid implant placements are among the most advanced procedures in implant dentistry, often required in cases of severe bone loss. Traditionally performed freehand, these surgeries carry significant risk due to the anatomical complexity of the midface region—including proximity to nerves, sinuses, and the orbit.

EZgoma® allows for:

- ✓ Safer procedures with minimized risk of complications
- ✓ Better clinical control and confidence
- ✓ Access to care for patients previously considered untreatable

EZgoma® Surgical Guide Workflow

✓ CT Scan Acquisition

A CBCT scan is taken according to Noris Medical's scanning protocol for optimal resolution and field of view.

✓ Digital Planning

The Noris Digital team collaborates with the clinician to evaluate bone quality, anatomical structures, and prosthetic needs using EZplan™ 3D software.

✓ Denture Integration (if applicable)

Existing dentures are scanned and imported into the plan, enabling prosthetically driven placement.

✓ Guide Fabrication

Upon plan approval, a custom Titanium EZgoma® guide is manufactured with integrated drill sleeves and markings for precise depth, angulation, and positioning.

✓ Surgical Procedure

After flap reflection, the guide is secured to the maxilla. The surgeon performs osteotomies through the guide and places the implants as planned. Multi-Unit abutments are positioned, and the prefabricated or adjusted denture can be imediately loaded.

Key Benefits of EZgoma®

- Innovative, patented system for zygomatic and pterygoid implants
- Preplanned, guided precision for complex cases
- Titanium stability with minimal thickness
- Reduced surgical risks and enhanced safety
- Shorter, more efficient procedures
- Immediate loading possibilities
- Higher predictability and clinician confidence
- Enhanced patient outcomes and satisfaction

For EZgoma® Surgical Set,
Please refer to page 83

EZguide™

Guided Simplicity for Routine and Advanced Implant Cases

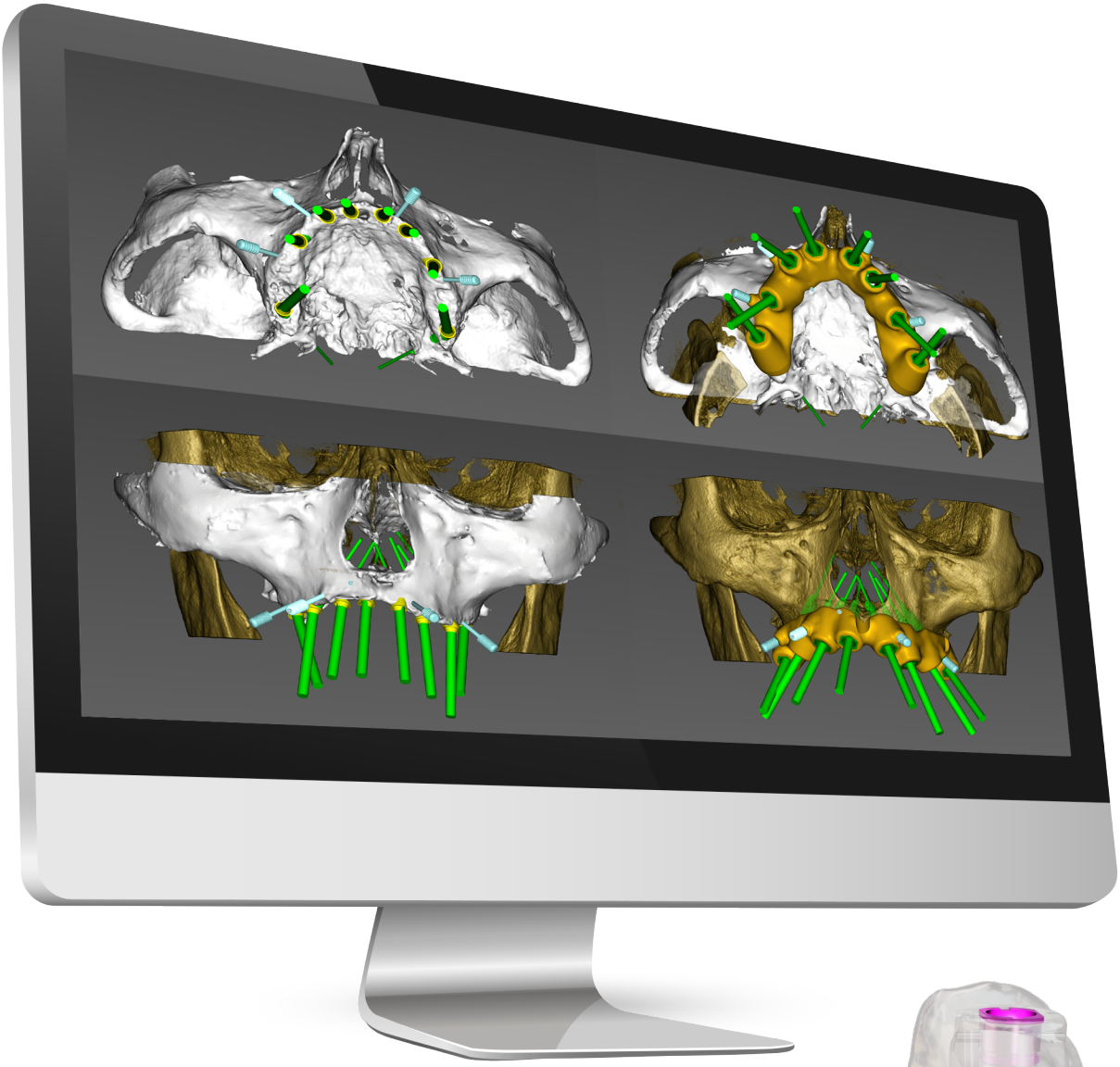

DIGITAL SOLUTIONS | EZguide™

Overview

EZguide™ is Noris Medical's easy-to-use guided surgery **system for everyday implant procedures**, including standard, tissue-level, and even **pterygoid placements**—all within the same kit.

The **EZguide™** surgical set enables predictable, immediate loading with a fast, intuitive workflow. It supports all guide types—bone-, tissue-, or teeth-supported—and accommodates both **tapered** and **cylindrical** implants.

When used with our **EZplan™** software, clinicians benefit from seamless integration between planning, guide design, and surgery.

Challenges addressed

In modern implantology, clinicians face increasing demand for speed, accuracy, and immediate restoration. With Noris's broad implant portfolio, a single, versatile surgical solution is critical.

EZguide™ ensures:

- ✓ Full control over implant placement
- ✓ High accuracy in location, angulation, and depth
- ✓ Immediate loading with minimal margin of error
- ✓ Enhanced digital-to-surgical workflow integration

DIGITAL SOLUTIONS | EZguide™

Key Benefits of EZguide™

- Fully guided surgery for all Noris implant systems
- Supports pilot-to-full guidance, including pterygoid placement
- Single kit for multiple implant types and anatomical situations
- Enhanced safety and speed
- Easy communication between clinic and lab via EZplan™ software
- Shorter chair-time, faster results

Final Thoughts

With Noris Digital, clinicians have a true partner in guided surgery—bringing together the power of digital planning, surgical precision, and prosthetic excellence. Whether you're performing routine implants or tackling the most advanced zygomatic cases, Noris has the tools and support to make it easier for you—and transformative for your patients.

For EZguide™ Guided Surgery Set please refer to EZguide™ page

PRODUCTS LIST

NM-A		
NM-A2401	Ang Anat Abut, 15˚, H9.5, SH1.0, Ti	44
NM-A2402	Ang Anat Abut, 15˚, H10.5, SH2.0, Ti	44
NM-A2403	Ang Anat Abut, 15˚, H11.5, SH3.0, Ti	44
NM-A2404	Ang Anat Abut, 15˚, H12.5, SH4.0, Ti	44
NM-A2601	Ang Anat Abut, 25˚, H9.5, SH1.0, Ti	44
NM-A2602	Ang Anat Abut, 25˚, H10.5, SH2.0, Ti	44
NM-A2603	Ang Anat Abut, 25˚, H11.5, SH3.0, Ti	44
NM-A2604	Ang Anat Abut, 25˚, H12.5, SH4.0, Ti	44
NM-A2809	Ang Abut, NT, 15˚, H9.0, Ti	44
NM-A3009	Ang Abut, NT, 25˚, H9.0, Ti	44
NM-A3209	Ang Abut, 15˚, H9.0, Ti	44
NM-A3211	Ang Abut, 15˚, H11.0, Ti	44
NM-A3409	Ang Abut, 25˚, H9.0, Ti	44
NM-A3411	Ang Abut, 25˚, H11.0, Ti	44
NM-A4601	Straight Anatomic Abut, H9.0, SH1.0, Ti	42
NM-A4602	Straight Anatomic Abut, H10.0, SH2.0, Ti	42
NM-A4603	Straight Anatomic Abut, H11.0, SH3.0, Ti	42
NM-A4604	Straight Anatomic Abut, H12.0, SH4.0, Ti	42
NM-A4801	Straight Shldr Abut, H8.5, SH1.0, Ti	42
NM-A4802	Straight Shldr Abut, H9.5, SH2.0, Ti	42
NM-A4803	Straight Shldr Abut, H10.5, SH3.0, Ti	42
NM-A4804	Straight Shldr Abut, H11.5, SH4.0, Ti	42
NM-A5001	Straight Shldr Temp Abut, H9.5, SH1.7, Ti	41
NM-A5002	Straight Shldr Temp Abut, Non-Hex, H9.5, Ti	41
NM-A5300	Straight Narrow Shldr Abut, H8.5, SH0.5, Ti	43
NM-A5301	Straight Narrow Shldr Abut, H8.5, SH1.5, Ti	43
NM-A5711	Straight Wide Abut, H11.0, Ti	43
NM-A5908	Straight Abut, H8.5, Ti	43
NM-A5909	Straight Abut, H9.5, Ti	43
NM-A5911	Straight Abut, H11.5, Ti	43
NM-A5912	Straight Abut, H12.5, Ti	43
NM-A7101	Multi Unit Abutment, Straight, H1.0, Ti	46
NM-A7102	Multi Unit Abutment, Straight, H2.0, Ti	46
NM-A7103	Multi. Unit Abutment, Straight, H3.0, Ti	46
NM-A7104	Multi. Unit Abutment, Straight, H4.0, Ti	46
NM-A7105	Multi. Unit Abutment, Straight, H5.0, Ti	46
NM-A7112	Multi. Unit Abutment, Angle 17˚, H2.0, Ti	47
NM-A7113	Multi. Unit Abutment, Angle 17˚, H3.0, Ti	47
NM-A7114	Muilti Unit Abutment, Angle 17˚, H4.0, Ti	47
NM-A7115	Muilti Unit Abutment, Angle 17˚, H5.0, Ti	47
NM-A7133	Multi. Unit Abutment, Angle 30˚, H2.0, Ti	47
NM-A7134	Multi. Unit Abutment, Angle 30˚, H3.0, Ti	47
NM-A7135	Muilti Unit Abutment, Angle 30˚, H4.0, Ti	47
NM-A7136	Muilti Unit Abutment, Angle 30˚, H5.0, Ti	47
NM-A7144	Multi. Unit Abutment, Angle 45˚, H2.0, Ti	47
NM-A7145	Muilti Unit Abutment, Angle 45˚, H3.0, Ti	47
NM-A7146	Muilti Unit Abutment, Angle 45˚, H4.0, Ti	47
NM-A7147	Muilti Unit Abutment, Angle 45˚, H5.0, Ti	47
NM-A7152	Multi-Unit Abutment, Angle 52˚, H2.0, Ti	47
NM-A7160	Muilti Unit Abutment, Angle 60˚, H2.0, Ti	47
NM-A7212	Vari Connect Abutment, Angle 17˚, H2.0, Ti	52
NM-A7213	Vari Connect Abutment, Angle 17˚, H3.0, Ti	52
NM-A7233	Vari Connect Abutment, Angle 30˚, H2.0, Ti	52
NM-A7234	Vari Connect Abutment, Angle 30˚, H3.0, Ti	52
NM-A7244	Vari Connect Abutment, Angle 45˚, H2.0, Ti	52
NM-A7252	Vari Connect Abutment, Angle 52˚, H2.0, Ti	52
NM-A7260	Vari Connect Abutment, Angle 60˚, H2.0, Ti	52

NM-C		
NM-C1001	Straight Abut For Casting, Non Hex, Pl	45
NM-C1002	Straight Abut For Casting, Pl	45
NM-C1005	Castable Cap for Straight Shldr Abutment, Pl	42
NM-C1007	Esthetic Abut Plastic For Casting, Non Hex, Pl	58
NM-C1015	Esthetic Abut Plastic For Casting, Hex, Pl	58
NM-C2002	Co. Cr. Base Plastic Castable Abut, Pl.+Co.Cr	45
NM-C2201	Hex Platform T Base, H0.7, Ti	60
NM-C2202	Non-Hexed T Base, H 0.6, Ti	60
NM-C2212	Hex Platform T Base, H2.0, Ti	60
NM-C2213	Hex Platform T Base, H3.0, Ti	60
NM-C2222	Non-Hexed T Base, H2.0, Ti	60
NM-C2223	Non-Hexed T Base, H3.0, Ti	60
NM-C2230	Hex Platform T Base, H0.3, Ti	60
NM-C2231	Scan post, Ti	59
NM-C7121	Castable Abutment, Multi Unit, Pl	48
NM-C7124	Abutment Base for Multi Unit, Ti	48,61
NM-C7126	Abutment Base for Multi Unit, Narrow, Ti	48,61
NM-C9010	Scan Body for internal hex, H10.0, Peek+Ti Base	59
NM-C9210	Scan Body for MU, H10.0, Peek+Ti Base	48,59
NM-S7102	Screw for Multi Unit Components, L4.0, Ti.	48,61,53
NM-S7111	Screw for Multi Unit Transfer, L13.0, Ti.	48,53

NM-D		
NM-D1420	Drill, ø2.0, L13mm, SS	65
NM-D1428	Drill, ø2.8, L13mm, SS	65
NM-D1432	Drill, ø3.2, L13mm, SS	65
NM-D1436	Drill, ø3.65, L13mm, SS	65
NM-D1442	Drill, ø4.2, L13mm, SS	65
NM-D1452	Drill, ø5.2, L13mm, SS	65

NM-D2030	Trephine Drill, IC, ø3.0 - ø4.0mm, SS	68
NM-D2040	Trephine Drill, IC, ø4.0 - ø5.0mm, SS	68
NM-D2050	Trephine Drill, IC, ø5.0 - ø6.0mm, SS	68
NM-D2408	Bone Screw Drill, ø1.2, L28mm, Depth 8mm, SS	68,84
NM-D2412	Bone Screw Drill, ø1.2, L32mm, Depth 12mm, SS	68,84
NM-D2515	Stop Drill, ø4.2, L15.0mm, SS	84
NM-D2642	Tissue Punch, ø4.4, SS, L15	67
NM-D2644	Tissue Punch, ø4.4, L11, SS.	67
NM-D2650	Tissue Punch, ø5.0, SS, L10	67
NM-D3371	Bone Profiler, ø4.0, 90˚, SS	67
NM-D3372	Bone Profiler, ø5, 30˚, SS	67
NM-D3373	Bone Profiler, ø6.5, 45˚, SS	67
NM-D3410	Marking-Drill.0mm, SS	68,78, 79,81
NM-D3412	Drill-Extension-SS	68,78, 84
NM-D7002	Zygoma Drill-C2, L60mm, ø3.0, Step 20mm, SS	84
NM-D7020	Step Drill no.1 Zygoma, ø2.0/ø2.5/ø3.0, L60 mm, SS.	69,80,81
NM-D7028	Step Drill no.2 Zygoma, ø2.8/ø3.2, L60 mm, SS.	69,80,81
NM-D7032	Step Drill no.3 Zygoma, ø2.8/ø3.2, L60 mm, SS.	69,80,81
NM-D7120	Step Drill no.1 Zygoma, ø2.0/ø2.5/ø3.0, L80 mm, SS.	69,80,81
NM-D7128	Step Drill no.2 Zygoma, ø2.8/ø3.2, L80 mm, SS	69,80,81
NM-D7132	Step Drill no.3 Zygoma, ø2.8/ø3.2, L80 mm, SS.	69,80,81
NM-D7201	Diamond Burr, ø4.2mm, L30mm, Fine, Red	69,80
NM-D7202	Diamond Burr, ø4.2mm, L30mm, Medium, Black	69,80,81
NM-D7203	Diamond Burr, ø4.2mm, L30mm, Coarse, Blue	69,80, 81
NM-D7211	Diamond Burr, ø4.2mm, L30mm, Coarse, Drill Tip	84
NM-D7212	Diamond Burr, ø4.2mm, L40mm, Coarse, Drill Tip	84
NM-D7221	Diamond Burr, ø5.2mm, L10mm	84
NM-D7222	Diamond Burr, ø5.2mm, L15mm	84
NM-D7223	Diamond Burr, ø5.2mm, L20mm	84
NM-D7328	Stopper Drill, ø2.8, Std, L40.0mm, SS	84
NM-D7423	Drill, ø2.3, Std, L43.0mm, SS	70
NM-D7428	Drill, ø2.8, Std, L43.0mm, SS	70
NM-D7432	Drill, ø3.2, Std, L43.0mm, SS	70
NM-D7436	Drill, ø3.65, Std, L43.0mm, SS	70
NM-D7501	Diamond Ball Burr, ø4.2mm, L30mm	69,80,81
NM-D7520	Step Drill no.1 Zygoma, ø2.0/ø2.5/ø3.0, L80 mm, SS.	69,81
NM-D7528	Step Drill no.2 Zygoma, ø2.8/ø3.2, L40 mm, SS.	69,81
NM-D7532	Step Drill no.3 Zygoma, ø2.8/ø3.2, L40 mm, SS	69,81
NM-D7542	Zygoma Drill-C1, L40mm, ø4.2, SS	84
NM-D7602	Zygoma Drill-C2, L50mm, ø3.0, Step 20mm, SS	84
NM-D7620	Step Drill no.1 Zygoma, ø2.0/ø2.5/ø3.0, L50 mm,SS	69,81
NM-D7628	Step Drill no.2 Zygoma, ø2.8/ø3.2, L50 mm,SS	69,81
NM-D7632	Step Drill no.3 Zygoma, ø2.8/ø3.2, L50 mm,SS	69,81
NM-D7642	Zygoma Drill-C1, L50mm, ø4.2, SS	84
NM-D7701	Zygoma Drill-C2, L40mm, ø3.0, Step 10mm, SS	84
NM-D7702	Zygoma Drill-C2, L40mm, ø3.0, Step 20mm, SS	84
	NM-E	
NM-E1005	Esthetic Abut Base, Hex, H0.5, Ti	58
NM-E1015	Esthetic Abut Base, Hex, H1.5, Ti	58
NM-E1025	Esthetic Abut Base, Hex, H2.5, Ti	58
	NM-F	
NM-F3308	Tuff, D3.3, L8, Int. Hex Ti. Implant	10
NM-F3310	Tuff, D3.3, L10, Int. Hex Ti. Implant	10
NM-F3311	Tuff, D3.3, L11.5, Int. Hex Ti. Implant	10
NM-F3313	Tuff, D3.3, L13, Int. Hex Ti. Implant	10
NM-F3316	Tuff, D3.3, L16, Int. Hex Ti. Implant	10
NM-F3706	Tuff, D3.75, L6, Int. Hex Ti. Implant	10,20
NM-F3708	Tuff, D3.75, L8, Int. Hex Ti. Implant	10
NM-F3710	Tuff, D3.75, L10, Int. Hex Ti. Implant	10
NM-F3711	Tuff, D3.75, L11.5, Int. Hex Ti. Implant	10
NM-F3713	Tuff, D3.75, L13, Int. Hex Ti. Implant	10
NM-F3716	Tuff, D3.75, L16, Int. Hex Ti. Implant	10
NM-F3718	Tuff, D3.75, L18, Int. Hex Ti. Implant	10
NM-F4206	Tuff, D4.2, L6, Int. Hex Ti. Implant	10,20
NM-F4208	Tuff, D4.2, L8, Int. Hex Ti. Implant	10
NM-F4210	Tuff, D4.2, L10, Int. Hex Ti. Implant	10
NM-F4211	Tuff, D4.2, L11.5, Int. Hex Ti. Implant	10
NM-F4213	Tuff, D4.2, L13, Int. Hex Ti. Implant	10
NM-F4216	Tuff, D4.2, L16, Int. Hex Ti. Implant	10
NM-F4218	Tuff, D4.2, L18, Int. Hex Ti. Implant	10
NM-F4220	Tuff, D4.2, L20, Int. Hex Ti. Implant	10
NM-F4222	Tuff, D4.2, L22, Int. Hex Ti. Implant	10
NM-F4225	Tuff, D4.2, L25, Int. Hex Ti. Implant	10
NM-F4308	Tuff TT, D4.2, L8, Int. Hex Ti. Implant	14
NM-F4310	Tuff TT, D4.2, L10, Int. Hex Ti. Implant	14
NM-F4311	Tuff TT, D4.2, L11.5, Int. Hex Ti. Implant	14
NM-F4313	Tuff TT, D4.2, L13, Int. Hex Ti. Implant	14
NM-F4316	Tuff TT, D4.2, L16, Int. Hex Ti. Implant	14
NM-F4318	Tuff TT, D4.2, L18, Int. Hex Ti. Implant	14
NM-F4320	Tuff TT, D4.2, L20, Int. Hex Ti. Implant	14
NM-F4430	Zygomatic, D4.2, L30, Int. Hex Ti. Implant	30
NM-F4432	Zygomatic, D4.2, L32.5, Int. Hex Ti. Implant	30
NM-F4435	Zygomatic, D4.2, L35, Int. Hex Ti. Implant	30
NM-F4437	Zygomatic, D4.2, L37.5, Int. Hex Ti. Implant	30
NM-F4440	Zygomatic, D4.2, L40, Int. Hex Ti. Implant	30
NM-F4442	Zygomatic, D4.2, L42.5, Int. Hex Ti. Implant	30
NM-F4445	Zygomatic, D4.2, L45, Int. Hex Ti. Implant	30
NM-F4447	Zygomatic, D4.2, L47.5, Int. Hex Ti. Implant	30
NM-F4450	Zygomatic, D4.2, L50, Int. Hex Ti. Implant	30
NM-F4452	Zygomatic, D4.2, L52.5, Int. Hex Ti. Implant	30
NM-F4455	Zygomatic, D4.2, L55, Int. Hex Ti. Implant	30
NM-F4457	Zygomatic, D4.2, L57.5, Int. Hex Ti. Implant	30
NM-F4460	Zygomatic, D4.2, L60, Int. Hex Ti. Implant	30

NM-F5006	Tuff, D5.0, L6, Int. Hex Ti. Implant	10,20
NM-F5008	Tuff, D5.0, L8, Int. Hex Ti. Implant	10
NM-F5010	Tuff, D5.0, L10, Int. Hex Ti. Implant	10
NM-F5011	Tuff, D5.0, L11.5, Int. Hex Ti. Implant	10
NM-F5013	Tuff, D5.0, L13, Int. Hex Ti. Implant	10
NM-F5016	Tuff, D5.0, L16, Int. Hex Ti. Implant	10
NM-F5108	Tuff TT, D5.0, L8, Int. Hex Ti. Implant	14
NM-F5110	Tuff TT, D5.0, L10, Int. Hex Ti. Implant	14
NM-F5111	Tuff TT, D5.0, L11.5, Int. Hex Ti. Implant	14
NM-F5113	Tuff TT, D5.0, L13, Int. Hex Ti. Implant	14
NM-F5116	Tuff TT, D5.0, L16, Int. Hex Ti. Implant	14
NM-F6006	Tuff, D6.0, L6, Int. Hex Ti. Implant	11,20
NM-F6008	Tuff, D6.0, L8, Int. Hex Ti. Implant	11
NM-F6010	Tuff, D6.0, L10, Int. Hex Ti. Implant	11
NM-F6011	Tuff, D6.0, L11.5, Int. Hex Ti. Implant	11
NM-F6013	Tuff, D6.0, L13, Int. Hex Ti. Implant	11
NM-F6016	Tuff, D6.0, L16, Int. Hex Ti. Implant	11
NM-G		
NM-G3308	Onyx, D3.3, L8, Int. Hex Ti. Implant	16
NM-G3310	Onyx, D3.3, L10, Int. Hex Ti. Implant	16
NM-G3311	Onyx, D3.3, L11.5, Int. Hex Ti. Implant	16
NM-G3313	Onyx, D3.3, L13, Int. Hex Ti. Implant	16
NM-G3316	Onyx, D3.3, L16, Int. Hex Ti. Implant	16
NM-G3706	Onyx, D3.75, L6, Int. Hex Ti. Implant	16,20
NM-G3708	Onyx, D3.75, L8, Int. Hex Ti. Implant	16
NM-G3710	Onyx, D3.75, L10, Int. Hex Ti. Implant	16
NM-G3711	Onyx, D3.75, L11.5, Int. Hex Ti. Implant	16
NM-G3713	Onyx, D3.75, L13, Int. Hex Ti. Implant	16
NM-G3716	Onyx, D3.75, L16, Int. Hex Ti. Implant	16
NM-G4206	Onyx, D4.2, L6, Int. Hex Ti. Implant	16,20
NM-G4208	Onyx, D4.2, L8, Int. Hex Ti. Implant	16
NM-G4210	Onyx, D4.2, L10, Int. Hex Ti. Implant	16
NM-G4211	Onyx, D4.2, L11.5, Int. Hex Ti. Implant	16
NM-G4213	Onyx, D4.2, L13, Int. Hex Ti. Implant	16
NM-G4216	Onyx, D4.2, L16, Int. Hex Ti. Implant	16
NM-G5006	Onyx, D5.0, L6, Int. Hex Ti. Implant	16,20
NM-G5008	Onyx, D5.0, L8, Int. Hex Ti. Implant	16
NM-G5010	Onyx, D5.0, L10, Int. Hex Ti. Implant	16
NM-G5011	Onyx, D5.0, L11.5, Int. Hex Ti. Implant	16
NM-G5013	Onyx, D5.0, L13, Int. Hex Ti. Implant	16
NM-G5016	Onyx, D5.0, L16, Int. Hex Ti. Implant	16
NM-G6006	Onyx, D6.0, L6, Int. Hex Ti. Implant	16,20
NM-G6008	Onyx, D6.0, L8, Int. Hex Ti. Implant	16
NM-G6010	Onyx, D6.0, L10, Int. Hex Ti. Implant	16
NM-G6011	Onyx, D6.0, L11.5, Int. Hex Ti. Implant	16
NM-G6013	Onyx, D6.0, L13, Int. Hex Ti. Implant	16
NM-H		
NM-H3802	Healing Cap, ø3.8, H2.0, Ti	36
NM-H3803	Healing Cap, ø3.8, H3.0, Ti	36
NM-H3804	Healing Cap, ø3.8, H4.0, Ti	36
NM-H3805	Healing Cap, ø3.8, H5.0, Ti	36
NM-H3806	Healing Cap, ø3.8, H6.0, Ti	36
NM-H4602	Healing Cap, ø4.6, H2.0, Ti	36
NM-H4603	Healing Cap, ø4.6, H3.0, Ti	36
NM-H4604	Healing Cap, ø4.6, H4.0, Ti	36
NM-H4605	Healing Cap, ø4.6, H5.0, Ti	36
NM-H4606	Healing Cap, ø4.6, H6.0, Ti	36
NM-H5502	Healing Cap, ø5.5, H2.0, Ti	36
NM-H5503	Healing Cap, ø5.5, H3.0, Ti	36
NM-H5504	Healing Cap, ø5.5, H4.0, Ti	36
NM-H5505	Healing Cap, ø5.5, H5.0, Ti	36
NM-H5506	Healing Cap, ø5.5, H6.0, Ti	36
NM-H6303	Healing Cap, ø6.3, H3.0, Ti	36
NM-H6304	Healing Cap, ø6.3, H4.0, Ti	36
NM-H6305	Healing Cap, ø6.3, H5.0, Ti	36
NM-H7101	Healing Cap for Multi Unit, ø4.9, H4.8, Ti	48,53
NM-H7102	Healing Cap for Multi Unit, ø4.9, H7.0, Ti	48,53
NM-M		
NM-M4010	Cortical, D4.0, L10, Int. Hex Ti. Implant	18
NM-M4011	Cortical, D4.0, L11.5, Int. Hex Ti. Implant	18
NM-M4013	Cortical, D4.0, L13, Int. Hex Ti. Implant	18
NM-M4016	Cortical, D4.0, L16, Int. Hex Ti. Implant	18
NM-M4018	Cortical, D4.0, L18, Int. Hex Ti. Implant	18
NM-M4020	Cortical, D4.0, L20, Int. Hex Ti. Implant	18
NM-M4218	PteryCore, D4.2, L18, Int. Hex Ti. Implant	27
NM-M4220	PteryCore, D4.2, L20, Int. Hex Ti. Implant	27
NM-M4222	PteryCore, D4.2, L22, Int. Hex Ti. Implant	27
NM-M4225	PteryCore, D4.2, L25, Int. Hex Ti. Implant	27
NM-M5010	Cortical, D5.0, L10, Int. Hex Ti. Implant	18
NM-M5011	Cortical, D5.0, L11.5, Int. Hex Ti. Implant	18
NM-M5013	Cortical, D5.0, L13, Int. Hex Ti. Implant	18
NM-M5016	Cortical, D5.0, L16, Int. Hex Ti. Implant	18
NM-M6010	Cortical, D6.0, L10, Int. Hex Ti. Implant	18
NM-M6011	Cortical, D6.0, L11.5, Int. Hex Ti. Implant	18
NM-M6013	Cortical, D6.0, L13, Int. Hex Ti. Implant	18
NM-M6016	Cortical, D6.0, L16, Int. Hex Ti. Implant	18
NM-S		
NM-S5023	Implant Cover Screw, L5.0, Ti.	26, 27, 30
NM-S1610	Screw for Transfer, L16.0, Ti.	37
NM-S1307	Screw for Transfer, L13.0, Ti.	37
NM-S2418	Screw for Transfer, Open Tray, L24.0, Ti.	37
NM-S7101	Screw for Multi Unit Abutment, Ti.	47
NM-S1002	Screw for Esthetic Abut, NM-E1005, L10.5, Ti.	58
NM-S1102	Screw for Esthetic Abut, NM-E1015, L11.5, Ti.	58
NM-S1002	Screw for Esthetic Abut, NM-E1005, L10.5, Ti.	58
NM-S8324	Screw for Abutment, L8.3, Ti.	38,41,42 43,44,45 60

NM-T		
NM-T1100	Flat Attachment, H0.5, Ti.	57
NM-T1101	Flat Attachment, H1.0, Ti.	57
NM-T1102	Flat Attachment, H2.0, Ti.	57
NM-T1103	Flat Attachment, H3.0, Ti	57
NM-T1104	Flat Attachment, H4.0, Ti	57
NM-T1105	Flat Attachment, H5.0, Ti	57
NM-T1200	Ball Attachment, H0.5, Ti	56
NM-T1201	Ball Attachment, H1.0, Ti	56
NM-T1202	Ball Attachment, H2.0, Ti	56
NM-T1203	Ball Attachment, H3.0, Ti	56
NM-T1204	Ball Attachment, H4.0, Ti	56
NM-T1205	Ball Attachment, H5.0, Ti	56
NM-T1206	Ball Attachment, H6.0, Ti	56
NM-T1824	Sealing Disc	53,57
NM-T3001	Metal Cap for ø2.5mm Ball Atch, ø5.0, H3.2mm, SS	53,56
NM-T3002	Cap for ø2.5mm Ball Atch, Extra Soft, Yellow, Ny	53,56
NM-T3003	Cap Insert for ø2.5mm Ball Atch, Soft, Pink, Ny	53,56
NM-T3004	Cap Insert for ø2.5mm Ball Atch, Std, White, Ny	53,56
NM-T3010	Metal Cap for Flat Attachment, ø5.5, H2.3mm, SS	53,57
NM-T3015	Cap Insert for Flat Attachment, Extra Soft, Ny	53,57
NM-T3016	Cap Insert for Flat Attachment, Soft, Ny	53,57
NM-T3017	Cap for Flat Attachment, Standard, Ny	53,57
NM-T3018	Cap Insert for Flat Attachment, Hard, Nylon	53,57
NM-T3019	Cap Insert for Flat Attachment, Laboratory, Nylon	53,57
NM-T3099	Flat Attachment CAP Set	53,57
NM-T3201	Metal Cap for ø1.8mm Ball Atch, ø4.3, H2.8mm, SS	25
NM-T3202	Cap for ø1.8mm Ball Atch, Extra Soft, Yellow, Ny	25
NM-T3203	Cap Insert for ø1.8mm Ball Atch, Soft, Pink, Ny	25
NM-T3409	Clip On Transfer, Closed Tray, H9.0mm, SS	39
NM-T3413	Clip On Transfer, Closed Tray, H13.0mm, SS	39
NM-T3507	Transfer, Closed Tray, H12.0, Narrow, SS	37
NM-T3511	Transfer, Closed Tray, H12.0mm, SS	37
NM-T3601	Transfer, Closed Tray, H8.0mm, SS	37
NM-T3802	Ball Transfer, Closed Tray, SH2.0mm, Ti	38
NM-T3803	Ball Transfer, Closed Tray, SH3.0mm, Ti	38
NM-T3804	Ball Transfer, Closed Tray, SH4.0mm, Ti	38
NM-T3805	Ball Transfer, Closed Tray, SH5.0mm, Ti	38
NM-T3806	Ball Transfer, Closed Tray, SH6.0mm, Ti	38
NM-T4008	Transfer, Open Tray, H8.0mm, SS	37
NM-T4012	Transfer, Open Tray, H12.0mm, SS	37
NM-T4201	Transfer, Open Tray, H12.0mm, SS	37
NM-T4203	Transfer, Open Tray, H12.0mm, SS	37
NM-T4204	Transfer, Open Tray, H12.0mm, Non-Hex, SS	37
NM-T4402	Snap On Cap for Ball Transfer, H11.0, Pl	38,48,53
NM-T4410	Snap On Transfer for MBI, Pl	25
NM-T4420	Snap On Transfer for MONO, Pl	21,23
NM-T6004	Analog, ø4.0mm, H12.7mm, SS	39
NM-T6005	Analog, ø5.0mm, H12.7mm, SS	39
NM-T6124	Analog for MBI Implant, SS	25
NM-T6202	Analog for Mono Implant, SS	21,23
NM-T7102	Ball Transfer for Multi Unit, Closed Tray, H8,Ti	48,53
NM-T7111	Transfer for Multi Unit, Open Tray.0mm, SS.	48,53
NM-T7121	Universal Abutment for Multi Unit, Ti	48
NM-T7151	Analog for Multi Unit, SS	48
NM-T7262	Ball Attachment, Vari Connect, H2.0, Ti	53
NM-T7263	Ball Attachment, Vari Connect, H3.0, Ti	53
NM-T7264	Ball Attachment, Vari Connect, H4.0, Ti	53
NM-T7273	Flat Attachment, Vari Connect, H3.0 Ti	53
NM-T7274	Flat Attachment, Vari Connect, H4.0 Ti	53
NM-T7282	Vari Connect Extender, H2.0 Ti	52
NM-T7283	Vari Connect Extender, H3.0 Ti	52
NM-T7284	Vari Connect Extender, H4.0 Ti	52
NM-T7285	Vari Connect Extender, H5.0 Ti	52
NM-T7286	Vari Connect Extender, H6.0 Ti	52

NM-V		
NM-V2010	MBI, D2.0, L10, Mini Ball Ti. Implant	24
NM-V2013	MBI, D2.0, L13, Mini Ball Ti. Implant	24
NM-V2016	MBI, D2.0, L16, Mini Ball Ti. Implant	24
NM-V2018	MBI, D2.0, L18, Mini Ball Ti. Implant	24
NM-V2410	MBI, D2.4, L10, Mini Ball Ti. Implant	24
NM-V2413	MBI, D2.4, L13, Mini Ball Ti. Implant	24
NM-V2416	MBI, D2.4, L16, Mini Ball Ti. Implant	24
NM-V2418	MBI, D2.4, L18, Mini Ball Ti. Implant	24
NM-V2910	MBI, D2.9, L10, Mini Ball Ti. Implant	24
NM-V2913	MBI, D2.9, L13, Mini Ball Ti. Implant	24
NM-V2916	MBI, D2.9, L16, Mini Ball Ti. Implant	24
NM-V2918	MBI, D2.9, L18, Mini Ball Ti. Implant	24
NM-V3010	Mono, D3.0, L10, One Piece Ti. Implant	20
NM-V3011	Mono, D3.0, L11.5, One Piece Ti. Implant	20
NM-V3013	Mono, D3.0, L13, One Piece Ti. Implant	20
NM-V3016	Mono, D3.0, L16, One Piece Ti. Implant	20
NM-V3308	Mono, D3.3, L8, One Piece Ti. Implant	20
NM-V3310	Mono, D3.3, L10, One Piece Ti. Implant	20
NM-V3311	Mono, D3.3, L11.5, One Piece Ti. Implant	20
NM-V3313	Mono, D3.3, L13, One Piece Ti. Implant	20
NM-V3316	Mono, D3.3, L16, One Piece Ti. Implant	20
NM-V3708	Mono, D3.75, L8, One Piece Ti. Implant	20
NM-V3710	Mono, D3.75, L10, One Piece Ti. Implant	20
NM-V3711	Mono, D3.75, L11.5, One Piece Ti. Implant	20
NM-V3713	Mono, D3.75, L13, One Piece Ti. Implant	20
NM-V3716	Mono, D3.75, L16, One Piece Ti. Implant	20
NM-V4206	Mono, D4.2, L6, One Piece Ti. Implant	20
NM-V4208	Mono, D4.2, L8, One Piece Ti. Implant	20

NM-V4210	Mono, D4.2, L10, One Piece Ti. Implant	20
NM-V4211	Mono, D4.2, L11.5, One Piece Ti. Implant	20
NM-V4213	Mono, D4.2, L13, One Piece Ti. Implant	20
NM-V4216	Mono, D4.2, L16, One Piece Ti. Implant	20
NM-V4218	Mono, D4.2, L18, One Piece Ti. Implant	20
NM-V5006	Mono, D5.0, L6, One Piece Ti. Implant	20
NM-V5008	Mono, D5.0, L8, One Piece Ti. Implant	20
NM-V5010	Mono, D5.0, L10, One Piece Ti. Implant	20
NM-V5011	Mono, D5.0, L11.5, One Piece Ti. Implant	20
NM-V5013	Mono, D5.0, L13, One Piece Ti. Implant	20
NM-V5016	Mono, D5.0, L16, One Piece Ti. Implant	20
	NM-X	
NM-X1060	Mallet	74
NM-X7228	Spoon ID 2.8, OD 4.2, L12.0, No Sholder, SS.	83
NM-X7230	Spoon ID 3.0, OD 4.2, L6, No Sholder, SS.	83
NM-X1006	Hand driver Internal Hex 1.25mm, L7.0mm, SS	34,72
NM-X1007	Hand driver Hex 1.25mm, L14.0mm, SS	34,72,78
NM-X1008	Motor Mount Hex 1.25, L20.0mm, SS	34,72, 78,79
NM-X1009	Motor Mount Hex 1.25, L25.0mm, SS	34,72,74
NM-X1010	Motor Mount Hex 1.25, L35.0mm, SS	34,72
NM-X1011	Hand driver Hex 1.25mm, L20.0mm, SS	34,72
NM-X1016	Driver Internal Hex 2.0mm, L6.0mm, SS	35,49, 53,73
NM-X1017	Driver Internal Hex 2.0mm, L10.0mm, SS	35,49, 53,73
NM-X1018	Driver Internal Sqr 2.15mm, L6.0mm, SS	21,23,71
NM-X1019	Driver Internal Sqr 2.15mm, L10.0mm, SS	21,23,71
NM-X1021	Torque Ratchet	74,78, 79, 81
NM-X1023	Surgical screw driver long	74,81
NM-X1025	Depth Probe 6mm to 16mm	74,78
NM-X1026	Guide pin, H10.0mm, SS	75,78,79
NM-X1027	Guide pin, H16.0mm, SS	75,78,79
NM-X1028	Depth Probe 35mm to 60mm	69,80,81
NM-X1040	Bone Screw driver	84
NM-X1041	Mount, Bone Screw driver, Star-Hex 1.25, L50mm, SS	84
NM-X1050	Pro Rachet Torque	74
NM-X1120	Motor Mount Internal Hex 2.0, L20.0mm, SS	49,53,73
NM-X1125	Motor Mount Internal Hex 2.0, L25.0mm, SS	49,53,73
NM-X1207	Driver Hex 1.25mm, L7.0mm, SS	34,72,78
NM-X1210	Driver Hex 1.25mm, L10.0mm, SS	34,72,80
NM-X1215	Driver Hex 1.25mm, L15.0mm, SS	34,72, 78,81
NM-X1302	Angulated Guide Pin 17˚, L10.0, Ti	75
NM-X1304	Angulated Guide Pin 30˚, L10.0, Ti	75
NM-X1305	Angulated Guide Pin 45˚, L10.0, Ti	75
NM-X1312	Angulated Guide Pin 17˚, L16.0, Ti	75
NM-X1314	Angulated Guide Pin 30˚, L16.0, Ti	75
NM-X1315	Angulated Guide Pin 45˚, L16.0, Ti	75
NM-X1402	Internal Hex Angulated Guide 17˚, Ti	76
NM-X1404	Internal Hex Angulated Guide 30˚, Ti.	76
NM-X1405	Internal Hex Angulated Guide 45˚, Ti.	76
NM-X1406	Internal Hex Angulated Guide 52 °, SS	76
NM-X1407	Internal Hex Angulated Guide 60 °, SS	76
NM-X1520	Motor Mount Internal Sqr 1.7, L20.0mm, SS	25,71
NM-X1620	Motor Mount Internal Sqr 2.15, L20.0mm, SS	21,23,71
NM-X1720	Driver Internal Sqr 2.15mm, L20.0mm, SS	21,23,71
NM-X1802	Driver for NMBV Int Sqr 2.15mm, L20.0mm, SS	25
NM-X2118	Surgical Set for ZYGOMA	80
NM-X2250	Pterygoid Surgical Set	80
NM-X2119	Surgical Set for ZYGOMA Premium	81
NM-X2230	Surgical Guided Set for Ezgoma	83
NM-X2415	Driver Internal Sqr 1.7mm, L10.0mm, SS	25,71
NM-X2701	Positioning pin for Driver, SS	84
NM-X2702	Extraction pin, SS	84
NM-X2710	Driver Hex 2.4mm, Dia 4.2mm, L10mm, SS	84
NM-X2715	Driver Hex 2.4mm, Dia 4.2mm, L15mm, SS	84
NM-X2720	Driver Hex 2.4mm, Dia 4.2mm, L20mm, SS	84
NM-X3001	Osteotom 2.0mm, SS	70
NM-X3002	Osteotom 3.0mm, SS	70
NM-X3370	Bone Profiler Adaptor, ø2.4, SS.	67
NM-X7006	Hand driver Star-Hex 1.25, L7.0mm, SS	35,49,73
NM-X7007	Hand driver Star-Hex1.25, L14.0mm, SS	35,49,73, 80,81
NM-X7008	Motor Mount, Star-Hex 1.25mm, L20.0mm, SS	35,49,73
NM-X7009	Motor Mount, Star-Hex 1.25mm, L25.0mm, SS	35,49,73, 74,81,84
NM-X7010	Motor Mount, Star-Hex 1.25mm, L35.0mm, SS	35,49,73
NM-X7011	Hand driver Star-Hex 1.25mm, L20.0mm, SS	35,49,73
NM-X7307	Driver Star Hex 1.25mm, L7.0mm, SS	73
NM-X7310	Driver Star Hex 1.25mm, L10.0mm, SS	73
NM-X7315	Driver Star Hex 1.25mm, L15.0mm, SS	73,81
NM-X2240	Guided Surgery Set for EZguide™	84
NM-X2242	Surgical Guided Set for EZguide Classic.	84
NM-X2243	Surgical Guided Set for EZguide Long Classic.	84
NM-X2244	Surgical Guided Set for EZguide Classic + Pterygoid.	84
NM-X2851	EZguide, Driver 2.42, ø5.0, L10, Long, SS.	84
NM-X2850	EZguide, Driver 2.42, ø5.0, L10, Short, SS.	84
NM-X2801	EZguide, Driver Extraction Screw, L22mm, Ti.	84
NM-X2802	EZguide, Driver Extraction Screw, L27.5mm, Ti.	84
NM-X2852	EZguide, Mono Driver, ø5.0, L10, SS.	84
NM-X1013	Motor Mount, Hex 4.7, EZguide Drivers, SS.	84
NM-X2902	EZguide Fixation Pin, ø1.9, L20, SS.	84
NM-X2910	EZguide Oclusal Fixation Screw, D5.0, L10, SS.	84
NM-X1113	Driver Extender, EZguide Drivers, Hex 4.7, SS.	84
NM-X2841	EZguide, Driver 2.42, ø5.0, L15, Pterygoid, SS.	84
NM-X2803	EZguide, Driver Extraction Screw, L32.5mm,Ti.	84

NMAD		
NMAD1615	EZguide Drill, ø2.0/ø1.6, L16.0mm, SS.	84
NMAD1920	EZguide Stop Drill, ø2.0, L19.0mm, SS.	84
NMAF		
NMAF3308	Tuff PRO, D3.3, L8, Int. Hex Ti. Implant	12
NMAF3310	Tuff PRO, D3.3, L10, Int. Hex Ti. Implant	12
NMAF3311	Tuff PRO, D3.3, L11.5, Int. Hex Ti. Implant	12
NMAF3313	Tuff PRO, D3.3, L13, Int. Hex Ti. Implant	12
NMAF3316	Tuff PRO, D3.3, L16, Int. Hex Ti. Implant	12
NMAF3708	Tuff PRO, D3.75, L8, Int. Hex Ti. Implant	12
NMAF3710	Tuff PRO, D3.75, L10, Int. Hex Ti. Implant	12
NMAF3711	Tuff PRO, D3.75, L11.5, Int. Hex Ti. Implant	12
NMAF3713	Tuff PRO, D3.75, L13, Int. Hex Ti. Implant	12
NMAF3716	Tuff PRO, D3.75, L16, Int. Hex Ti. Implant	12
NMAF4208	Tuff PRO, D4.2, L8, Int. Hex Ti. Implant	12
NMAF4210	Tuff PRO, D4.2, L10, Int. Hex Ti. Implant	12
NMAF4211	Tuff PRO, D4.2, L11.5, Int. Hex Ti. Implant	12
NMAF4213	Tuff PRO, D4.2, L13, Int. Hex Ti. Implant	12
NMAF4216	Tuff PRO, D4.2, L16, Int. Hex Ti. Implant	12
NMAF4218	PteryFit, D4.2, L18, Int. Hex Ti. Implant	26
NMAF4220	PteryFit, D4.2, L20, Int. Hex Ti. Implant	26
NMAF4222	PteryFit, D4.2, L22, Int. Hex Ti. Implant	26
NMAF4225	PteryFit, D4.2, L25, Int. Hex Ti. Implant	26
NMAF5008	Tuff PRO, D5.0, L8, Int. Hex Ti. Implant	12
NMAF5010	Tuff PRO, D5.0, L10, Int. Hex Ti. Implant	12
NMAF5011	Tuff PRO, D5.0, L11.5, Int. Hex Ti. Implant	12
NMAF5013	Tuff PRO, D5.0, L13, Int. Hex Ti. Implant	12
NMAF5016	Tuff PRO, D5.0, L16, Int. Hex Ti. Implant	12
NMBD		
NMBD2820	EZguide Stop Drill, ø2.0, L28.0mm, SS.	84
NMBD2828	EZguide Stop Drill, ø2.8, L28.0mm, SS.	84
NMBD2832	EZguide Stop Drill, ø3.2/ø2.8, L28.0mm, SS.	84
NMBD2836	EZguide Stop Drill, ø3.65/ø3.2, L28.0mm, SS.	84
NMBD1820	EZguide Stop Drill, ø2.0, L18.0mm, SS.	84
NMBD2020	EZguide Stop Drill, ø2.0, L20.0mm, SS.	84
NMBD2120	EZguide Stop Drill, ø2.0, L21.5mm, SS.	84
NMBD2320	EZguide Stop Drill, ø2.0, L23.0mm, SS.	84
NMBD2620	EZguide Stop Drill, ø2.0, L26.0mm, SS.	84
NMBD1628	EZguide Stop Drill, ø2.8, L16.0mm, SS.	84
NMBD1828	EZguide Stop Drill, ø2.8, L18.0mm, SS.	84
NMBD2028	EZguide Stop Drill, ø2.8, L21.5mm, SS.	84
NMBD2328	EZguide Stop Drill, ø2.8, L23.0mm, SS.	84
NMBD2628	EZguide Stop Drill, ø2.8, L26.0mm, SS.	84
NMBD1632	EZguide Stop Drill, ø3.2/ø2.8, L16.0mm, SS.	84
NMBD1832	EZguide Stop Drill, ø3.2/ø2.8, L18.0mm, SS.	84
NMBD2032	EZguide Stop Drill, ø3.2/ø2.8, L20mm, SS.	84
NMBD2132	EZguide Stop Drill, ø3.2/ø2.8, L21.5mm, SS.	84
NMBD2332	EZguide Stop Drill, ø3.2/ø2.8, L23.0mm, SS.	84
NMBD2632	EZguide Stop Drill, ø3.2/ø2.8, L26.0mm, SS.	84
NMBD1636	EZguide Stop Drill, ø3.65/ø3.2, L16.0mm, SS.	84
NMBD1836	EZguide Stop Drill, ø3.65/ø3.2, L18.0mm, SS.	84
NMBD2036	EZguide Stop Drill, ø3.65/ø3.2, L20mm, SS.	84
NMBD2136	EZguide Stop Drill, ø3.65/ø3.2, L21.5mm, SS.	84
NMBD2336	EZguide Stop Drill, ø3.65/ø3.2, L23.0mm, SS.	84
NMBD2636	EZguide Stop Drill, ø3.65/ø3.2, L26.0mm, SS.	84
NMBD1642	EZguide Stop Drill, ø4.2/ø3.65, L16.0mm, SS.	84
NMBD1842	EZguide Stop Drill, ø4.2/ø3.65, L18.0mm, SS	84
NMBS		
NMBS1608	Bone Screw ø1.6 L8.0mm, Ti	83
NMBS1610	Bone Screw ø1.6 L10.0mm, Ti	83
NMBS1612	Bone Screw ø1.6 L12.0mm, Ti	83
NMBS1808	Bone Screw ø1.8 L8.0mm, Ti	83
NMBS1810	Bone Screw ø1.8 L10.0mm, Ti	83
NMBS1812	Bone Screw ø1.8 L12.0mm, Ti	83
NMBV		
NMBV3310	Mono, D3.3,L10, Bendable One Piece Ti. Implant	22
NMBV3311	Mono, D3.3,L11.5, Bendable One Piece Ti. Implant	22
NMBV3313	Mono, D3.3,L13, Bendable One Piece Ti. Implant	22
NMBV3316	Mono, D3.3,L16, Bendable One Piece Ti. Implant	22
NMBV3708	Mono, D3.75,L8, Bendable One Piece Ti. Implant	22
NMBV3710	Mono, D3.75, L10, Bendable One Piece Ti. Implant	22
NMBV3711	Bendable Mono,D3.75, L11.5, Ø1.8 One Piece Ti. Implant	22
NMBV3713	Bendable Mono, D3.75, L13, Ø1.8 One Piece Ti. Implant	22
NMBV3716	Bendable Mono, D3.75, L16, Ø1.8 One Piece Ti. Implant	22
NMBV4208	Mono, D4.2,L8, Bendable One Piece Ti. Implant	22
NMBV4210	Mono, D4.2, L10, Bendable One Piece Ti. Implant	22
NMBV4211	Bendable Mono, D4.2, L11.5, Ø1.8 One Piece Ti. Implant	22
NMBV4213	Bendable Mono, D4.2, L13, Ø1.8 One Piece Ti. Implant	22
NMBV4216	Bendable Mono, D4.2, L16, Ø1.8 One Piece Ti. Implant	22
NMBV5008	Mono, D5.0,L8, Bendable One Piece Ti. Implant	22
NMBV5010	Mono, D5.0,L10, Bendable One Piece Ti. Implant	22
NMBV5011	Mono, D5.0,L11.5, Bendable One Piece Ti. Implant	22
NMBV5013	Mono, D5.0,L13, Bendable One Piece Ti. Implant	22
NMBV5016	Mono, D5.0,L16, Bendable One Piece Ti. Implant	22
NMCD		

NMCD1034	Drill, Countersink, ø3.75-4.2mm, DLC, SS	68,78,79
NMCD2320	Drill, ø2.0, L25mm, DLC, SS.	69, 80
NMCD4032	Conical Drill, ø2.0-ø3.2mm, L25mm, DLC, SS.	70, 80
NMCD1056	Drill, Countersink, ø5.0-6.0mm, DLC, SS	68,78
NMCD1220	Drill, ø2.0, Std, L19.0mm, DLC, SS	65,78,79
NMCD1225	Drill, ø2.0, Std, L19.0mm, DLC, SS	65
NMCD1228	Drill, ø2.8, Std, L19.0mm, DLC, SS	65,78,79
NMCD1232	Drill, ø3.2, Std, L19.0mm, DLC, SS	65,78,79
NMCD1236	Drill, ø3.65, Std, L19.0mm, DLC, SS	65,78,79
NMCD1242	Drill, ø4.2, Std, L19.0mm, DLC, SS	65,78,79
NMCD1252	Drill, ø5.2, Std, L19.0mm, DLC, SS	65,78
NMCD2312	Drill, ø1.2, L16.0mm,DLC, SS	25,68
NMCD2315	Drill, ø1.5, L16.0mm,DLC, SS	21,23,27, 68,78
NMCD4520	NMCD4520 Drill, D2.0, L45mm, DLC, SS.	69
NMCX		
NMCX2111	Surgical Set, Premium, Including Tools, DLC	78
NMCX2210	Surgical Set, Mini, Torque Ratchet, DLC	79
NMDT		
NMDT6004	Digital Analog for Internal Hex, H7.0mm, SS	62
NMDT7151	Digital Analog for Multi-Unit, H7.0mm, SS	48,62
NMHX		
NMHX1014	Motor Mount Hex 2.42, L20.0mm, Self-Holding, SS	71,78,81
NMHX1015	Motor Mount Hex 2.42, L28.0mm, Self-Holding, SS	71,78,79, 81,84
NMHX2607	Driver HeX 2.42mm, L7.0mm, Self-Holding, SS	71,78
NMHX2610	Driver HeX 2.42mm, L10.0mm, Self-Holding, SS	71,81
NMHX2615	Driver HeX 2.42mm, L15.0mm, Self-Holding, SS	71,78,79
NMHX2620	Driver HeX 2.42mm, L20.0mm, Self-Holding, SS	71,80,81, 84
NMHX2640	Driver HeX 2.42mm, L40.0mm, Self-Holding, SS	71
NMNZ		
NMNZ3718	Longy-N, D3.75, L18, Int. Hex Ti. Implant	28
NMNZ3720	Longy-N, D3.75, L20, Int. Hex Ti. Implant	28
NMNZ3722	Longy-N, D3.75, L22, Int. Hex Ti. Implant	28
NMNZ3725	Longy-N, D3.75, L25, Int. Hex Ti. Implant	28
NMSF		
NMSF3308	Tuff, D3.3, L8, Int. Hex Ti. Implant	10
NMSF3310	Tuff, D3.3, L10, Int. Hex Ti. Implant	10
NMSF3311	Tuff, D3.3, L11.5, Int. Hex Ti. Implant	10
NMSF3313	Tuff, D3.3, L13, Int. Hex Ti. Implant	10
NMSF3316	Tuff, D3.3, L16, Int. Hex Ti. Implant	10
NMSF3706	Tuff, D3.75, L6, Int. Hex Ti. Implant	10
NMSF3708	Tuff, D3.75, L8, Int. Hex Ti. Implant	10
NMSF3710	Tuff, D3.75, L10, Int. Hex Ti. Implant	10
NMSF3711	Tuff, D3.75, L11.5, Int. Hex Ti. Implant	10
NMSF3713	Tuff, D3.75, L13, Int. Hex Ti. Implant	10
NMSF3716	Tuff, D3.75, L16, Int. Hex Ti. Implant	10
NMSF3718	Tuff, D3.75, L18, Int. Hex Ti. Implant	10
NMSF4206	Tuff, D4.2, L6, Int. Hex Ti. Implant	10
NMSF4208	Tuff, D4.2, L8, Int. Hex Ti. Implant	10
NMSF4210	Tuff, D4.2, L10, Int. Hex Ti. Implant	10
NMSF4211	Tuff, D4.2, L11.5, Int. Hex Ti. Implant	10
NMSF4213	Tuff, D4.2, L13, Int. Hex Ti. Implant	10
NMSF4216	Tuff, D4.2, L16, Int. Hex Ti. Implant	10
NMSF4218	Tuff, D4.2, L18, Int. Hex Ti. Implant	10
NMSF4220	Tuff, D4.2, L20, Int. Hex Ti. Implant	10
NMSF4222	Tuff, D4.2, L22, Int. Hex Ti. Implant	10
NMSF4225	Tuff, D4.2, L25, Int. Hex Ti. Implant	10
NMSF5006	Tuff, D5.0, L6, Int. Hex Ti. Implant	10
NMSF5008	Tuff, D5.0, L8, Int. Hex Ti. Implant	10
NMSF5010	Tuff, D5.0, L10, Int. Hex Ti. Implant	10
NMSF5011	Tuff, D5.0, L11.5, Int. Hex Ti. Implant	10
NMSF5013	Tuff, D5.0, L13, Int. Hex Ti. Implant	10
NMSF5016	Tuff, D5.0, L16, Int. Hex Ti. Implant	10
NMSF6006	Tuff, D6.0, L6, Int. Hex Ti. Implant	11
NMSF6008	Tuff, D6.0, L8, Int. Hex Ti. Implant	11
NMSF6010	Tuff, D6.0, L10, Int. Hex Ti. Implant	11
NMSF6011	Tuff, D6.0, L11.5, Int. Hex Ti. Implant	11
NMSF6013	Tuff, D6.0, L13, Int. Hex Ti. Implant	11
NMSF6016	Tuff, D6.0, L16, Int. Hex Ti. Implant	11
NMSD		
NMSD2510	Drill Stopper ,ID ø4.2, IL10.0mm, SS	84
NMSD4032	Step Drill, ø3.2-ø2.8, L19.0mm, DLC, SS	66
NMSD4036	Step Drill, ø3.65-ø3.2, L19.0mm, DLC, SS	66
NMSD4042	Step Drill, ø4.2-ø3.65, L19.0mm, DLC, SS	66
NMSD4052	Step Drill, ø5.2-ø4.2, L19.0mm, DLC, SS	66
NMSD7318	Drill Stopper ,ID ø2.8, IL18.0mm, SS	84
NMSD7320	Drill Stopper ,ID ø2.8, IL20.0mm, SS	84
NMSD7322	Drill Stopper ,ID ø2.8, IL22.0mm, SS	84
NMSD7325	Drill Stopper ,ID ø2.8, IL25.0mm, SS	84
NMXD		
NMXD7220	Diamond Burr, ø5.2mm, Dia 3mm extender	83

NORIS Academy™

What makes you a Pro?

Noris Medical makes sure to provide you with the best professional tools, so you can offer the best solutions to your patients.

At the Noris Academy, we offer a range of theoretical and practical courses, training on models, as well as live surgery in real-time.

We enable you to learn from top experts in their field how to make your patient smile in one day.

Learn more about

Noris Academy

LBL006 REV. 2025-2 EN | © 2025 NORIS MEDICAL

We can make you

Smile

norismedical.com